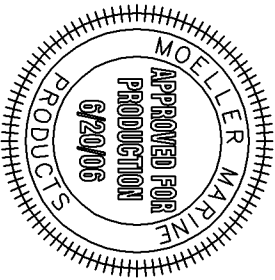
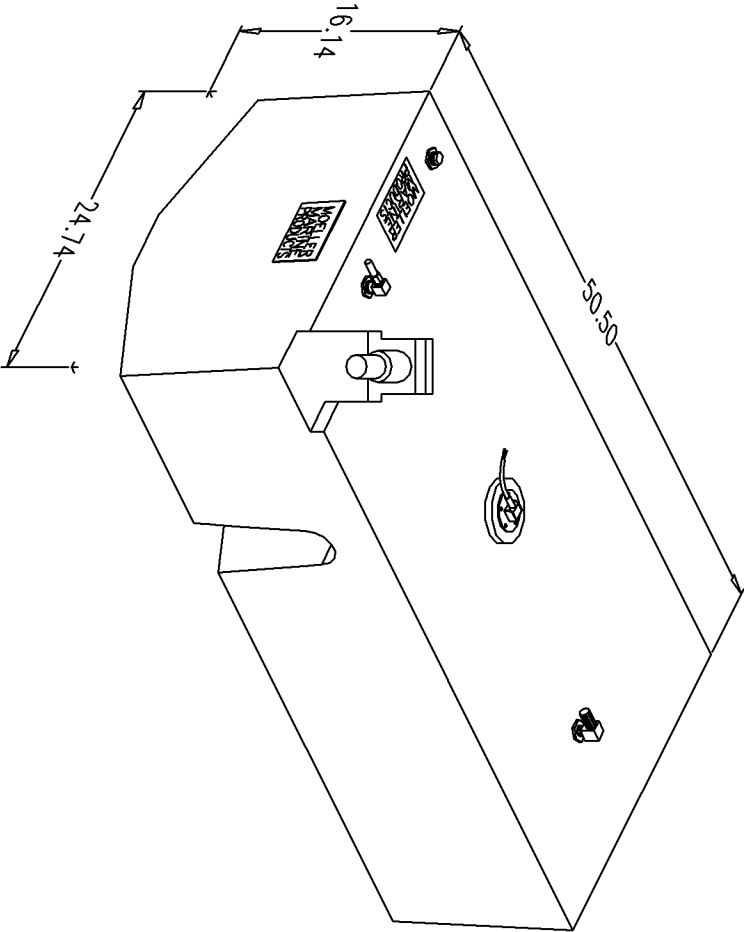


BILL of MATERIALS	
Qty.	DESCRIPTION
1	15.50" SS WEMA SENDER
1	3/8 NPT PICKUP W/ 3/8" ASV CAL TO 15
1	3/8 NPT INSERT W/ 3/8 NPT ALUM PLUG
1	3/8 NPT VENT W/ 5/8" BARB
1	Ø2.00" TO Ø1.50" X 5.25" MOLDED FILL
OVERALL HEIGHT 18.64"	

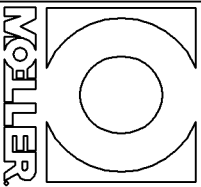
NO.	REVISION	DATE
1	RELOCATE SIDE LABEL	5/11/06



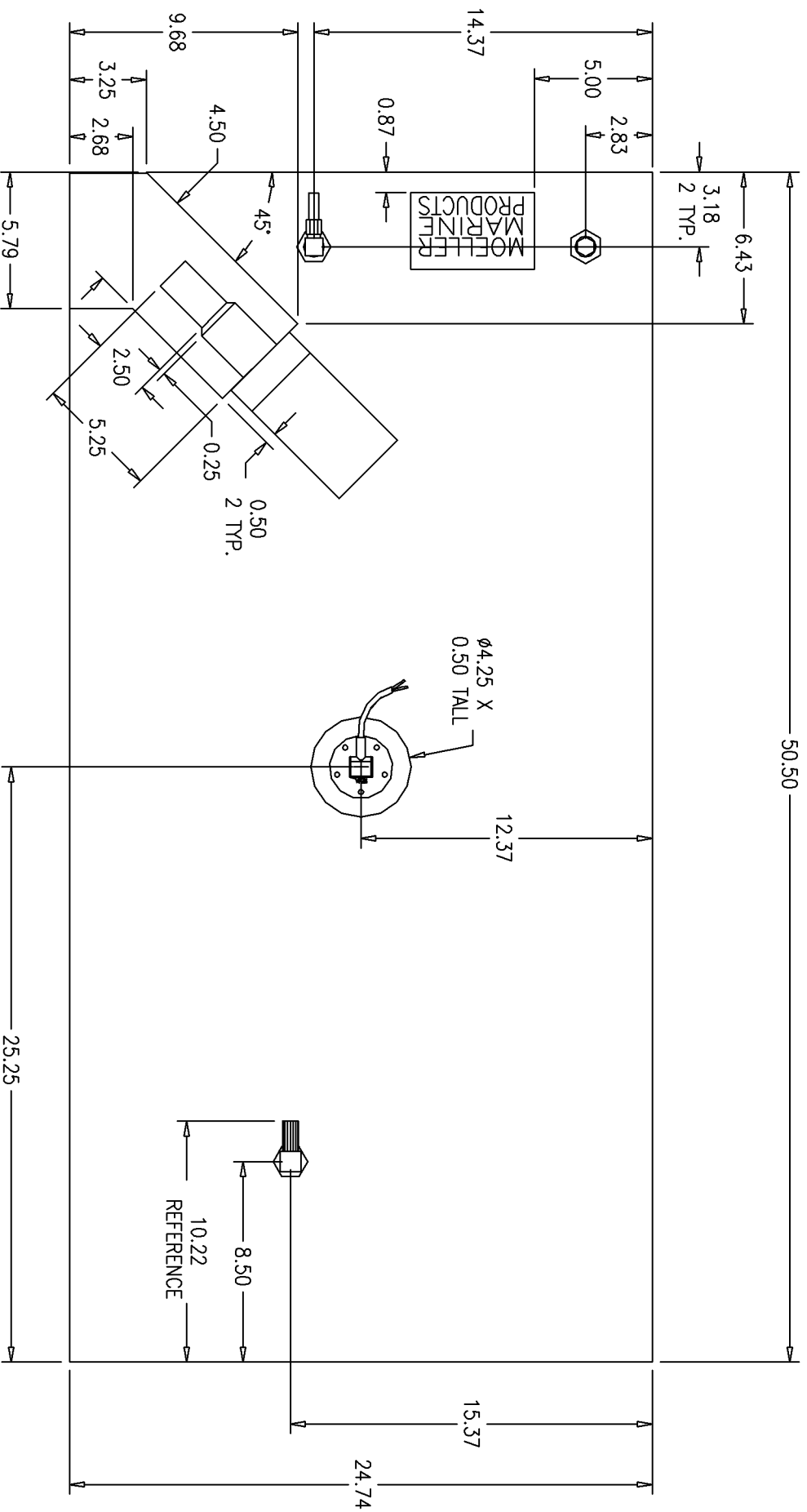
NOTE: ALL EDGES R0.38
UNLESS OTHERWISE NOTED

PAGE 1 OF 5

THIS DRAWING AND THE ATTACHED DRAWINGS (AND THE DATA SHOWN THEREON) IS CONFIDENTIAL AND PROPRIETARY AND SHALL NOT BE USED, DISCLOSED TO OTHERS, REPRODUCED FOR ANY PURPOSE EXCEPT FOR QUOTATION TO OR ORDER BY MOELLER MARINE PRODUCTS, INC. AND/OR ITS SUBSIDIARIES WITHOUT THEIR WRITTEN CONSENT TO THE USE OF SUCH DRAWINGS AND/OR DATA.



DESCRIPTION	70 GALLON FUEL TANK		
PART #	FT7016	COLOR	NATURAL
MATERIAL	CROSSLINK POLYETHYLENE		
TOLERANCES	±1.5% UNLESS OTHERWISE NOTED		
WALL THK.	0.235" NOMINAL	DATE	5/11/06
DRAWN BY	MOELLER ENGINEERING		



DOGHOUSE IS 6.50 LONG, 3.50 WIDE, 2.50 TALL, & HAS A 1.25 TOP FLAT.
 DOGHOUSE HAS A Ø2.00 TO Ø1.50 MOLDED BARB & IS CENTERED ON RECESS.

