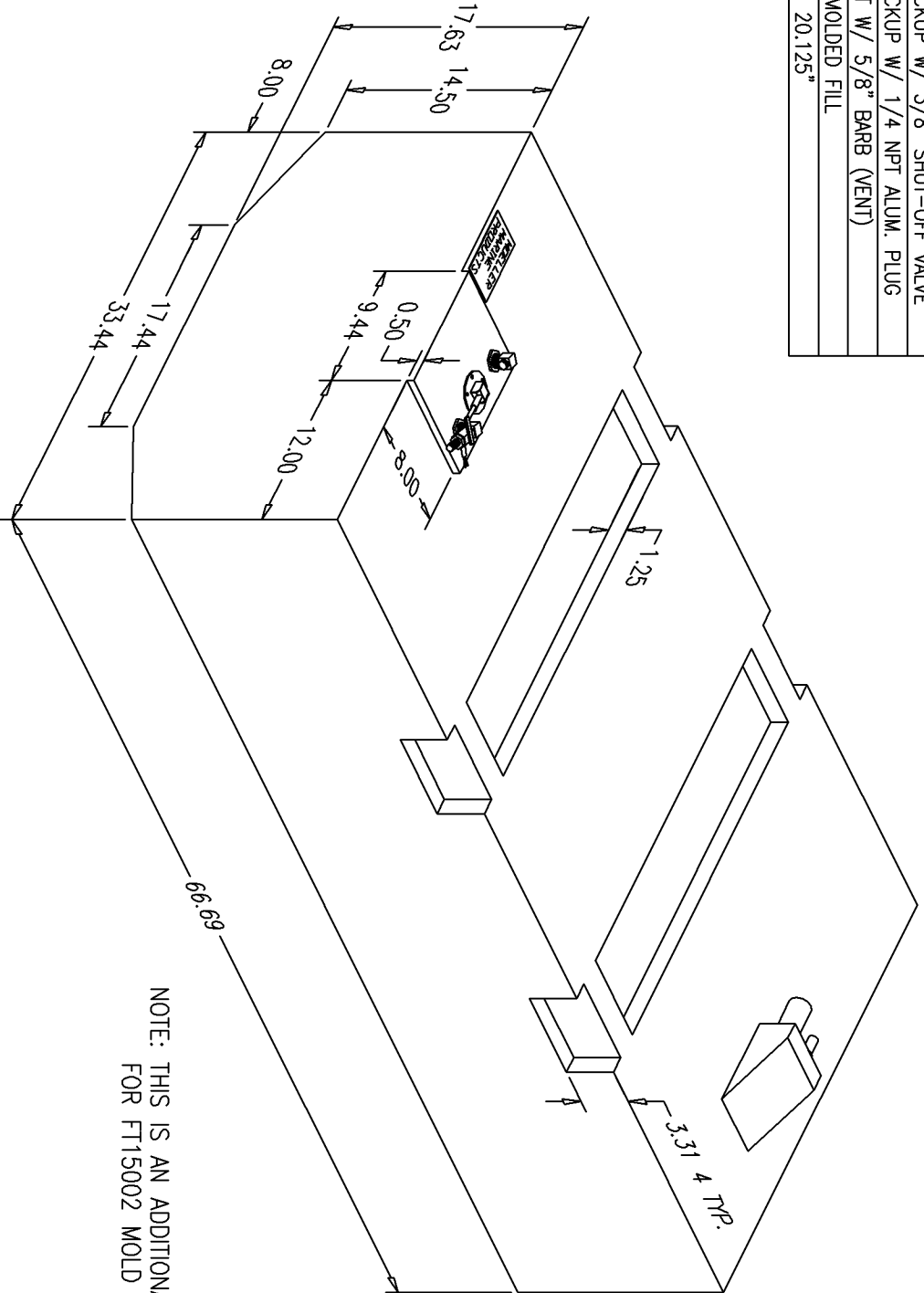


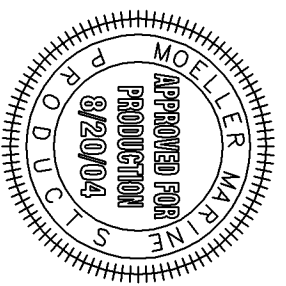
BILL of MATERIALS

Qty.	DESCRIPTION
1	17.00" SS WEMA SENDER W/ DEUTSCH CONNECTORS
1	3/8 NPT SS PICKUP W/ 3/8" SHUT-OFF VALVE
1	3/8 NPT SS PICKUP W/ 1/4 NPT ALUM. PLUG
1	3/8 NPT INSERT W/ 5/8" BARB (VENT)
	Ø1.50 x 2.75" MOLDED FILL
	OVERALL HEIGHT 20.125"

NO.	REVISION	DATE
1	ROTATE PICKUPS.	8/4/04
2	ADD DEUTSCH CONNECTORS TO SENDER	8/20/04



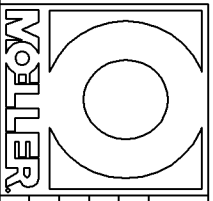
NOTE: THIS IS AN ADDITIONAL LID FOR FT15002 MOLD BOTTOM.



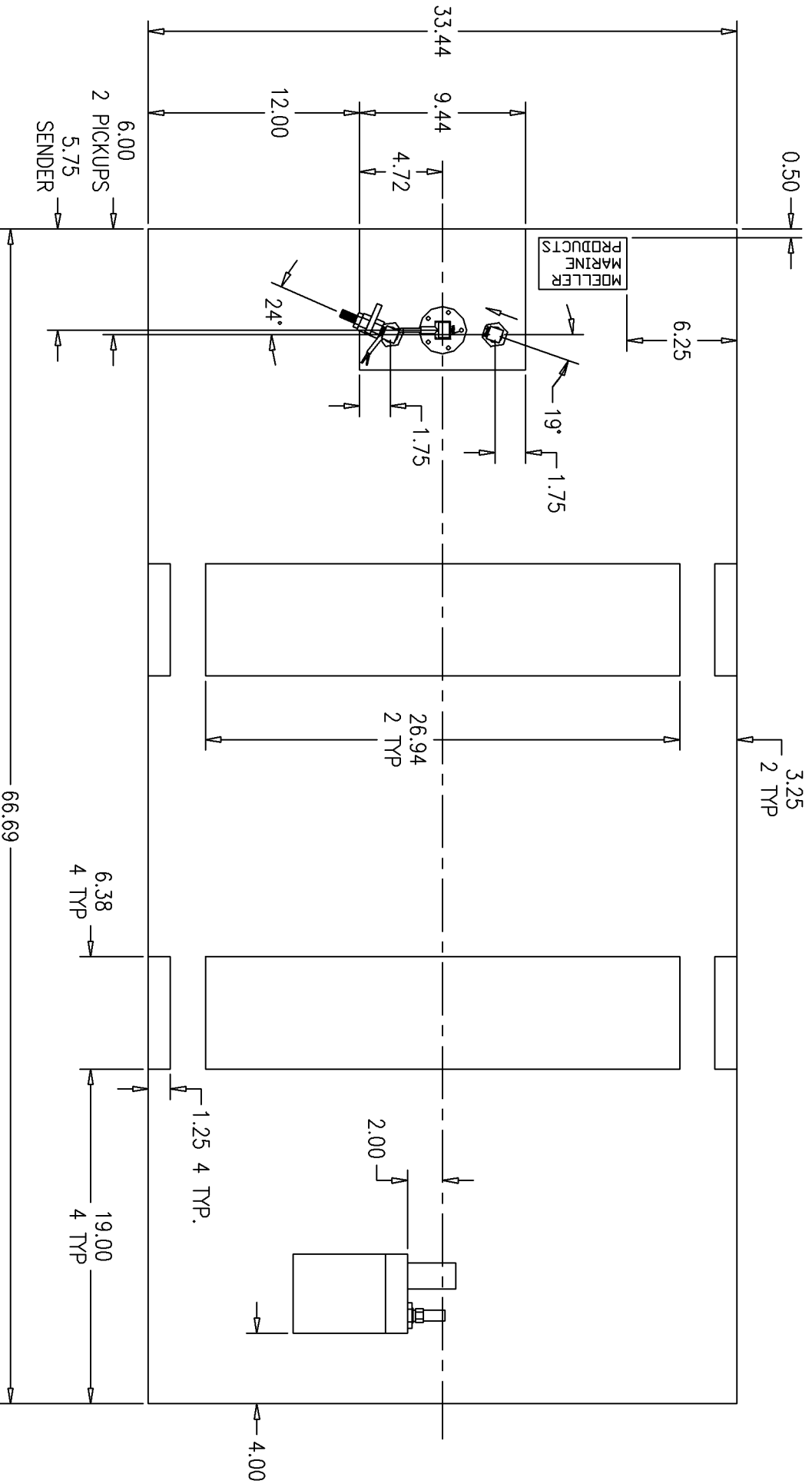
NOTE: ALL EDGES R0.38 UNLESS OTHERWISE NOTED.

PAGE 1 FO 2

THIS DRAWING AND THE ATTACHED DRAWINGS (AND THE DATA SHOWN THEREON) IS CONFIDENTIAL AND PROPRIETARY AND SHALL NOT BE USED, DISCLOSED TO OTHERS, REPRODUCED FOR ANY PURPOSE EXCEPT FOR QUOTATION TO OR ORDER BY MOELLER MARINE PRODUCTS, INC. AND/OR ITS SUBSIDIARIES WITHOUT THEIR WRITTEN CONSENT TO THE USE OF SUCH DRAWINGS AND/OR DATA.



DESCRIPTION	150 GALLON FUEL TANK		
PART #	FT15004	COLOR	NATURAL
MATERIAL	CROSSLINK POLYETHYLENE		
TOLERANCES	±1.5% UNLESS OTHERWISE NOTED		
WALL THK.	0.275"	DATE	8/20/04
DRAWN BY	MOELLER ENGINEERING		



NOTE: DOGHOUSE IS 6.50" LONG, 4.50" WIDE, 2.50" TALL, W/ A 1.25 TOP FLAT.