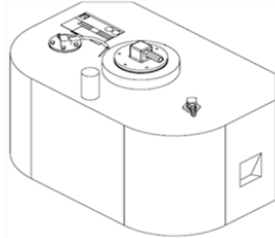
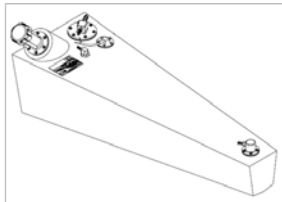
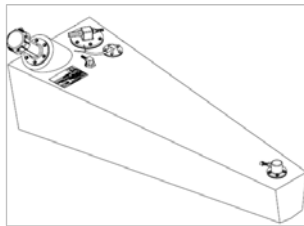
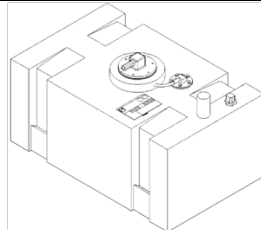
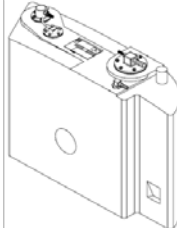
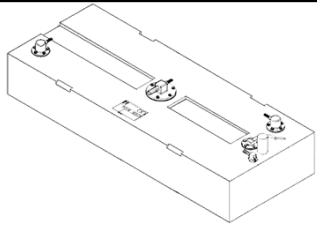
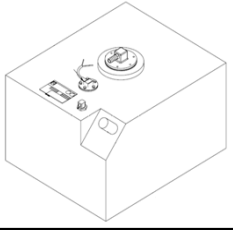
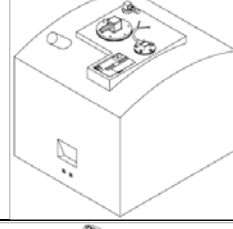
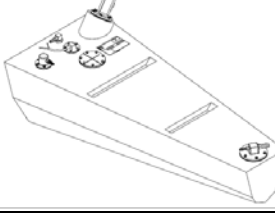
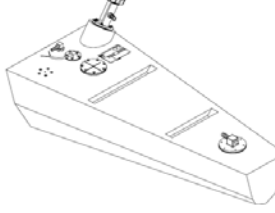
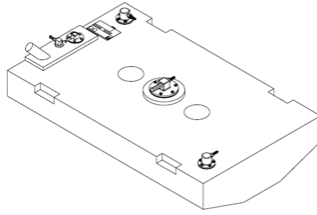
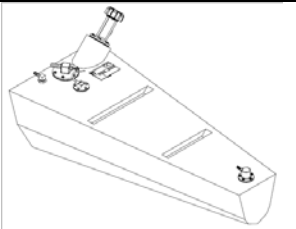
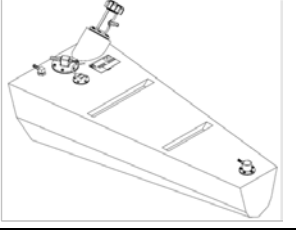
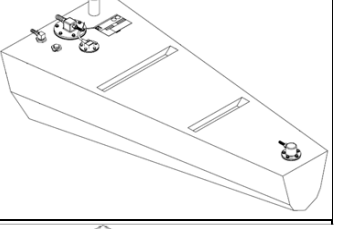
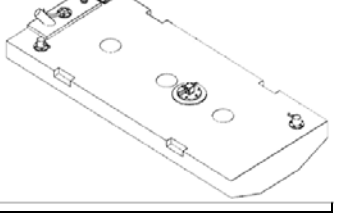
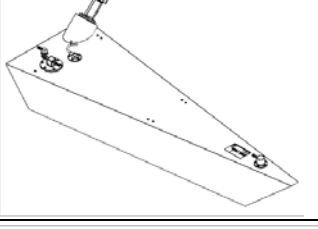
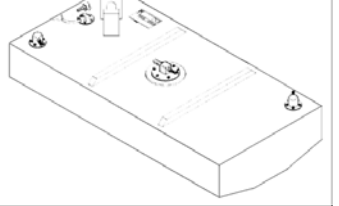


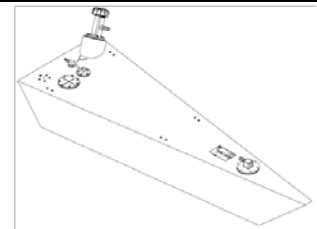
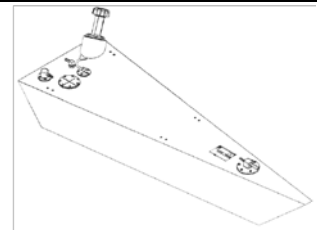
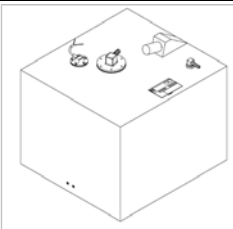
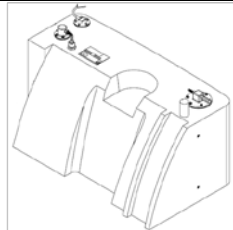
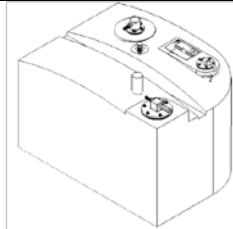
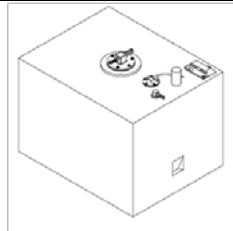
## REDI-TANKS

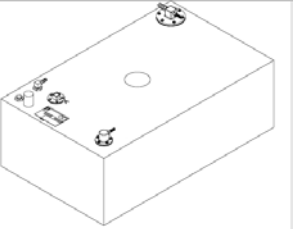
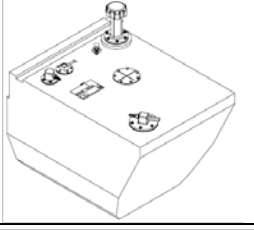
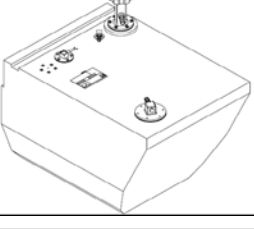
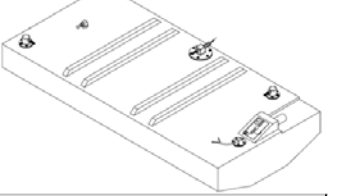
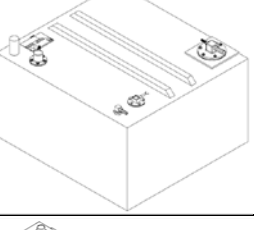
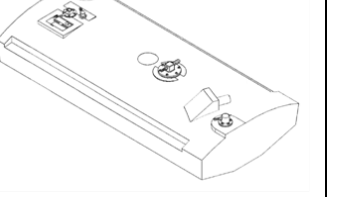
*Fueling the Fun*

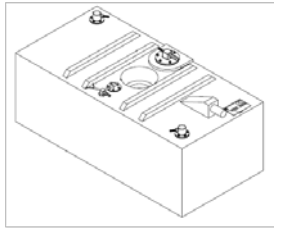
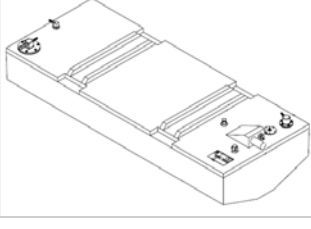
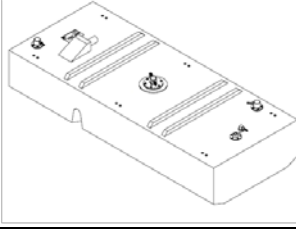
Diurnal Tank #	Gallons	Style	Pressure System Only €	Dimensions of Tank (inch)				FLVV Shutoff Ht (in) #	Volume at Fill Shutoff 0°	Static Float Angle 0° to 5° Bow Up - Worst Case Maximum Volume at Fill Shutoff Gallons for Any of the 4 Sides Facing the Bow of the Boat ¥						If Noted, Has At Least One Side That Cannot Face Forward in Vessel	Tank Diagram
				Length	Width	Height	Overall Height w/Components			0°	1°	2°	3°	4°	5°		
FTA001088BR	12	Comp*		23	15	11.75	14.5	2.79	13.1	13.1	13.1	13.1	13.1	13.1	13.1		
FTA001234BR	15	Pontoon		47	15.85	12.83	18.96	1.44	14.4	14.4	13.8	13.2	12.7	12.2	11.6	1	
FTA001234BR-2	15	Pontoon	Yes	47	15.85	12.83	18.96	1.44	14.4	14.4	13.8	13.2	12.7	12.2	11.6	1	
FTA001103BR	15	Cube		26	16	11.75	14.5	3.19	15.95	15.95	15.95	15.95	15.95	15.95	15.95		
FTA001092BR	18	Comp*		34	9.25	21.14	23.52	2.79	18.86	18.7	18.6	18.5	18.4	18.3	18.2		

FTA001099BR	22	Flat		47	18.03	7.5	10.25	.97	22.7	22.7	22.6	22.5	22.2	21.9	21.6		
FTA001108BR	23	Cube		24	20	14	15.41	3.19	22.89	22.89	22.86	22.83	22.80	22.77	22.74		
FTA001091BR	23	Cube		20.75	18.88	17.75	19.32	3.19	23.9	23.9	23.8	23.8	23.7	23.7	23.6		
FT001550BD-1	25	Pontoon		46.76	20.85	16.85	24.43	2.79	20.1	20.1	21.1	22.1	23.2	24.1	24.6	1	
FT001550BD-2	25	Pontoon	Yes	46.76	20.85	16.85	24.43	2.79	20.1	20.1	21.1	22.1	23.2	24.1	24.6	1	
FTA001109BR	26	Belly		43	25.75	8	11.45	1.69	25.0	25.0	25.0	25.0	24.9	24.7	24.4	2	

FTA001259BR	27	Pontoon		49.51	20.85	16.85	23.11	1.44	24.0	24.0	22.9	22.3	21.3	20.5	19.6	1	
FTA001259BR-1	27	Pontoon		49.51	20.85	16.85	23.11	1.44	24.0	24.0	22.9	22.3	21.3	20.5	19.6	1	
FTA001284BR	27	Pontoon		49.51	20.85	16.85	19.60	1.83	22.8	22.8	21.9	21.0	20.2	19.4	18.6	1	
FTA001122BR	28	Belly		60.25	26.5	7.38	10.20	1.44	27.1	27.1	26.4	25.8	24.9	23.9	22.8	2	
FTA001233BR	29	Pontoon		71	22.51	15	21.37	1.44	28.6	28.6	27.6	26.6	25.7	24.8	23.9	1	
FTA001102BR	31	Belly		48	23.38	8.5	10.50	0.97	31.9	31.9	31.9	31.8	31.5	31.1	30.7	2	

FT001513BR	31	Pontoon	Yes	71	22.51	15	22.75	3.19	23.0	23.0	24.6	26.2	27.9	29.2	29.9	1	
FT001513BR-1	31	Pontoon		71	22.51	15	22.75	3.19	23.0	23.0	24.6	26.2	27.9	29.2	29.9	1	
FTA000926BR	32	Cube		23.5	22	20.5	20.75	2.79	32.2	32.2	32.1	32.1	32	31.9	31.8		
FTA001089BR	32	Comp*		37.5	20.99	16.63	18.76	3.19	32.4	32.4	31.9	31.5	31.0	30.5	29.9		
FTA001093BR	33	Cube		28.5	20.5	17.5	20.10	3.19	33.3	33.3	33.0	32.7	32.5	32.2	31.9		
FTA001110BR	34	Cube		26	20.5	18.5	21.25	3.19	34.46	34.46	34.46	34.46	34.46	34.46	34.46		

FT4221BR-2	35	Cube		37.26	22.57	12.74	14.74	2.79	33.3	33.3	32.49	31.5	30.6	29.6	28.7		
FT001534BD-1	37	Pontoon		29.55	21.00	20.00	26.62	2.79	37.40	37.40	37.0	36.7	36.3	35.9	35.6	1	
FT001534BD-2	37	Pontoon	Yes	29.55	21.00	20.00	26.62	2.79	37.40	37.40	37.0	36.7	36.3	35.9	35.6	1	
FTA001105BR	41	Belly		59	28	8.75	10.50	1.83	40.1	40.0	38.8	37.5	36.2	34.9	33.6		
FT5031BD	43	Cube		26.75	29	16	18.75	2.79	43.1	43.1	42.5	42.0	41.5	40.9	40.4		
FTA001106BR	45	Belly		56.75	26.66	10.6	12.86	1.83	44.5	44.5	44.0	43.4	42.7	42.0	41.1		

FTA001104BR	51	Tall Flat		44	21.5	15.75	18.75	2.79	51.0	51.0	50.5	50.0	49.5	49.0	48.5		
FTA000648BR-2	53	Belly		62	24.5	11.25	14	3.19	53.5	41.2	38.1	35.1	32.0	28.9	25.9	2	
FTA001129BR	73	Flat		66.88	27.44	11.69	14.19	1.83	72.1	72.1	72.1	72.1	71.8	71.0	70.1		
FT11201BR	100	Belly		54.37	44.17	13.62	15.62	3.19	87.5	87.5	83.3	79.2	75	na	na	2	