
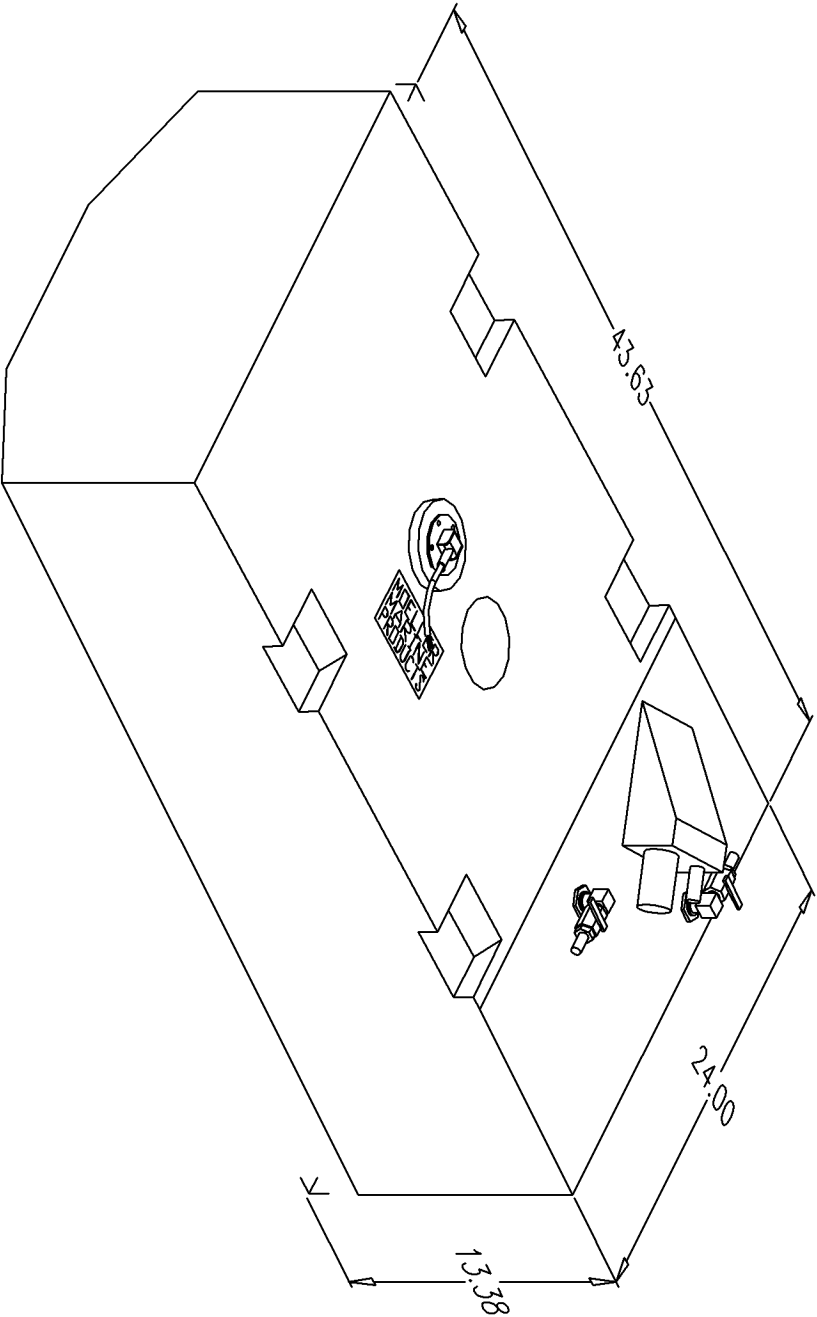


BILL of MATERIALS

Qty.	DESCRIPTION
1	12.50" SS WEMA SENDER W/ DELPHI CONNECTORS & LABEL
1	3/8 NPT SS PICKUP W/ 3/8 SHUT-OFF VALVE
1	3/8 NPT SS RETURN W/ 3/8 SHUT-OFF VALVE
	MOULDED FILL AND VENT
	OVERALL HEIGHT 15.88"

NO.	REVISION	DATE

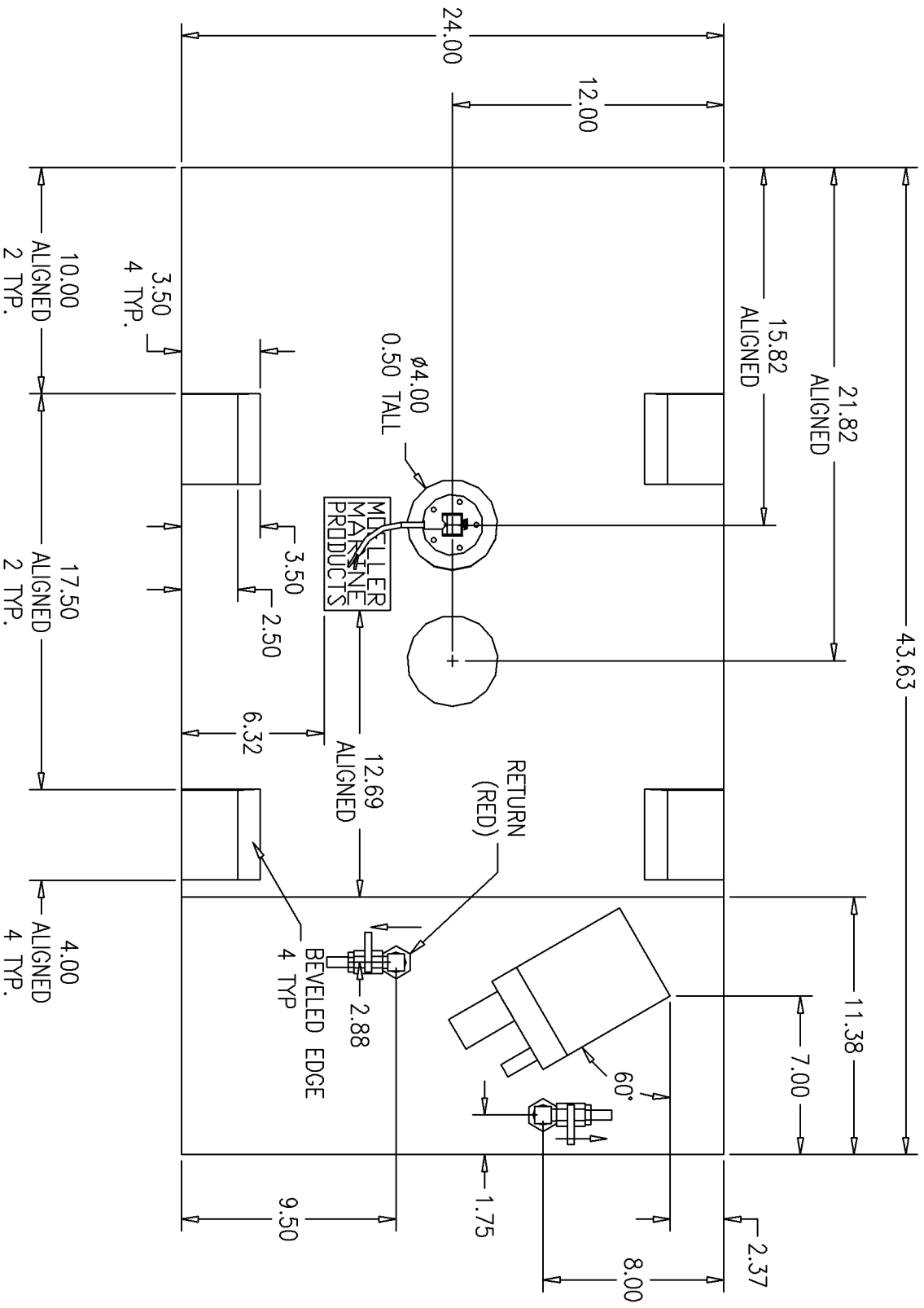


NOTE: ALL EDGES R0.38
UNLESS OTHERWISE NOTED

PAGE 1 OF 4

THIS DRAWING AND THE ATTACHED DRAWINGS (AND THE DATA SHOWN THEREON) IS CONFIDENTIAL AND PROPRIETARY AND SHALL NOT BE USED, DISCLOSED TO OTHERS, REPRODUCED FOR ANY PURPOSE EXCEPT FOR QUOTATION TO OR ORDER BY MOELLER MARINE PRODUCTS, INC. AND/OR ITS SUBSIDIARIES WITHOUT THEIR WRITTEN CONSENT TO THE USE OF SUCH DRAWINGS AND/OR DATA.

		DESCRIPTION	50 GALLON DIESEL FUEL TANK
		PART #	FT5029-3
MATERIAL	CROSSLINK POLYETHYLENE	COLOR	NATURAL
TOLERANCES	±1.5% UNLESS OTHERWISE NOTED	DATE	6/25/04
WALL THK.	0.220" NOMINAL	DATE	6/25/04
DRAWN BY	MOELLER ENGINEERING		



NOTE: DOGHOUSE IS 6.50 LONG, 4.50 WIDE, 2.50 TALL, HAS A 1.25 TOP FLAT.

FILL IS Ø1.50 AND 2.50 LONG.

VENT IS Ø0.63 AND 1.50 LONG.

CONE IS Ø4.00 TOP, AND Ø5.00 BOTTOM.

