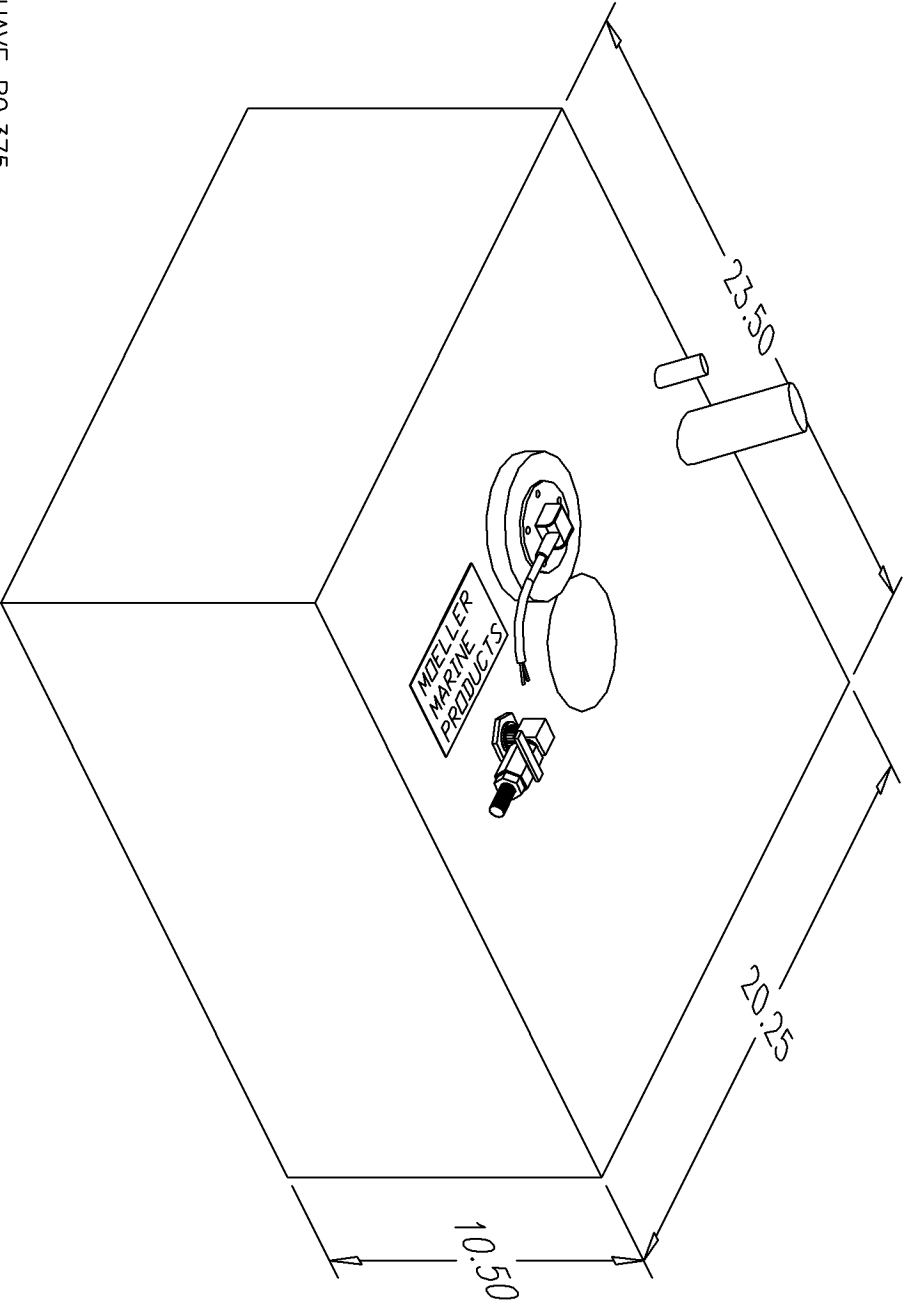


# BILL of MATERIALS

Qty.	DESCRIPTION
1	10.00" SS WEMA SENDER W/ DELPHI CONN. AND LABEL
1	3/8 NPT PICKUP W/ 3/8" SHUT-OFF VALVE
	MOLDED FILL & VENT
	OVERALL HEIGHT 13.84"

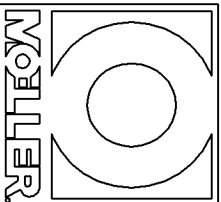


NOTE: ALL EDGES HAVE R0.375  
UNLESS OTHERWISE NOTED


PAGE 1 OF 2

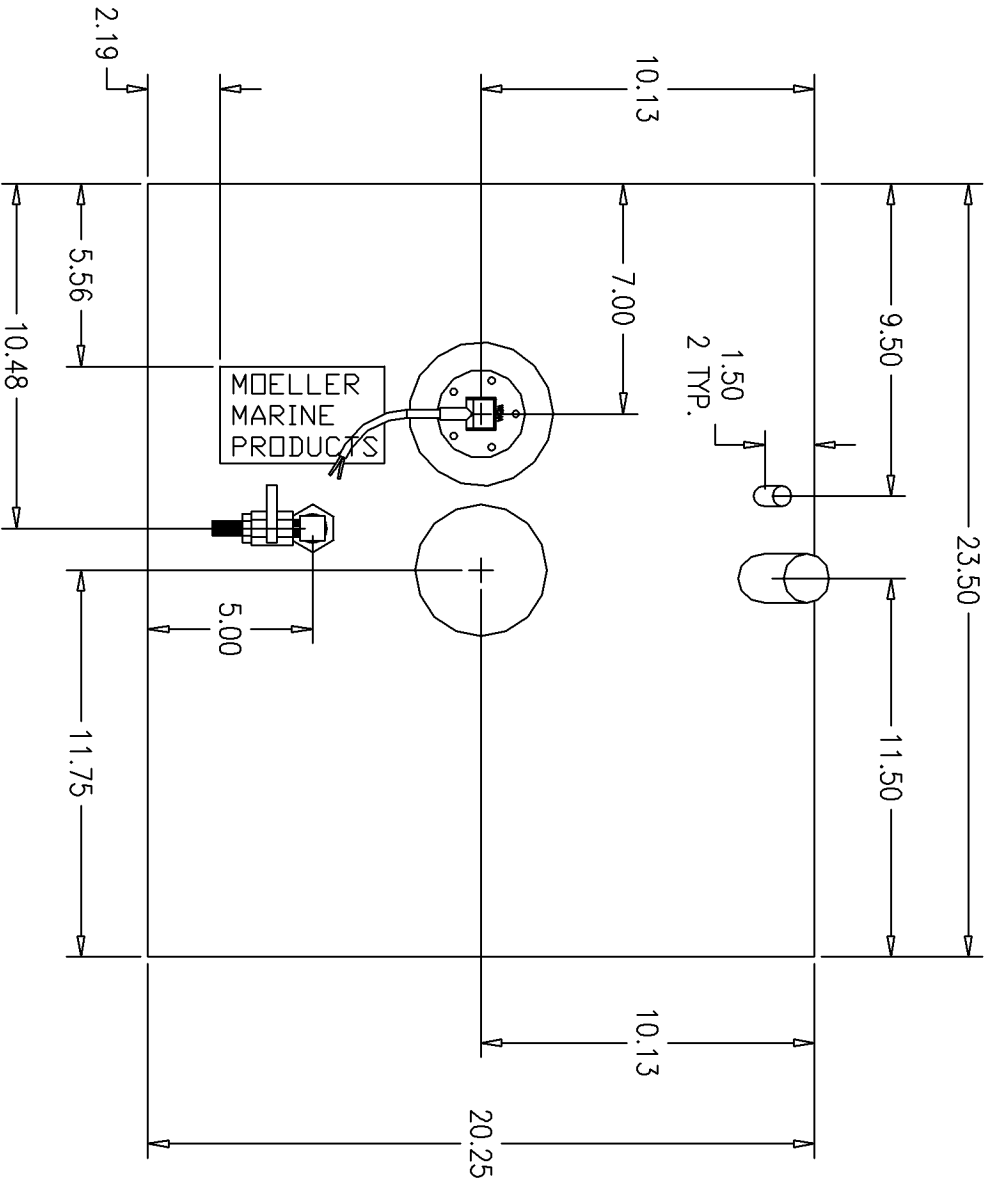
THIS DRAWING AND THE ATTACHED DRAWINGS (AND THE DATA SHOWN THEREON) IS CONFIDENTIAL AND PROPRIETARY AND SHALL NOT BE USED, DISCLOSED TO OTHERS, REPRODUCED FOR ANY PURPOSE EXCEPT FOR QUOTATION TO OR ORDER BY MOELLER MARINE PRODUCTS, INC. AND/OR ITS SUBSIDIARIES WITHOUT THEIR WRITTEN CONSENT TO THE USE OF SUCH DRAWINGS AND/OR DATA.

NO.	REVISION	DATE
1	ADD SENDER BOSS, MOVE LABEL, REPLACE STEWART WARNER W/ WEMA, & ADD CONE.	8/3/01
2	REPLACE WEMA WITH SS WEMA	11/21/02
3	ADD DELPHI CONNECTORS AND D-1 STICKER.	8/4/04



DESCRIPTION	19 GALLON FUEL TANK	
PART #	FT1922	COLOR NATURAL
MATERIAL	CROSSLINK POLYETHYLENE	
TOLERANCES	±1.5% UNLESS OTHERWISE NOTED	
WALL THK.	0.200"	DATE 8/4/04
DRAWN BY	MOELLER ENGINEERING	





NOTE: FILL AND VENT ARE ANGLED 22.50° FROM VERTICAL.  
FILL IS 3.00" LONG ON SHORT SIDE.  
VENT IS 1.50" LONG ON SHORT SIDE.