

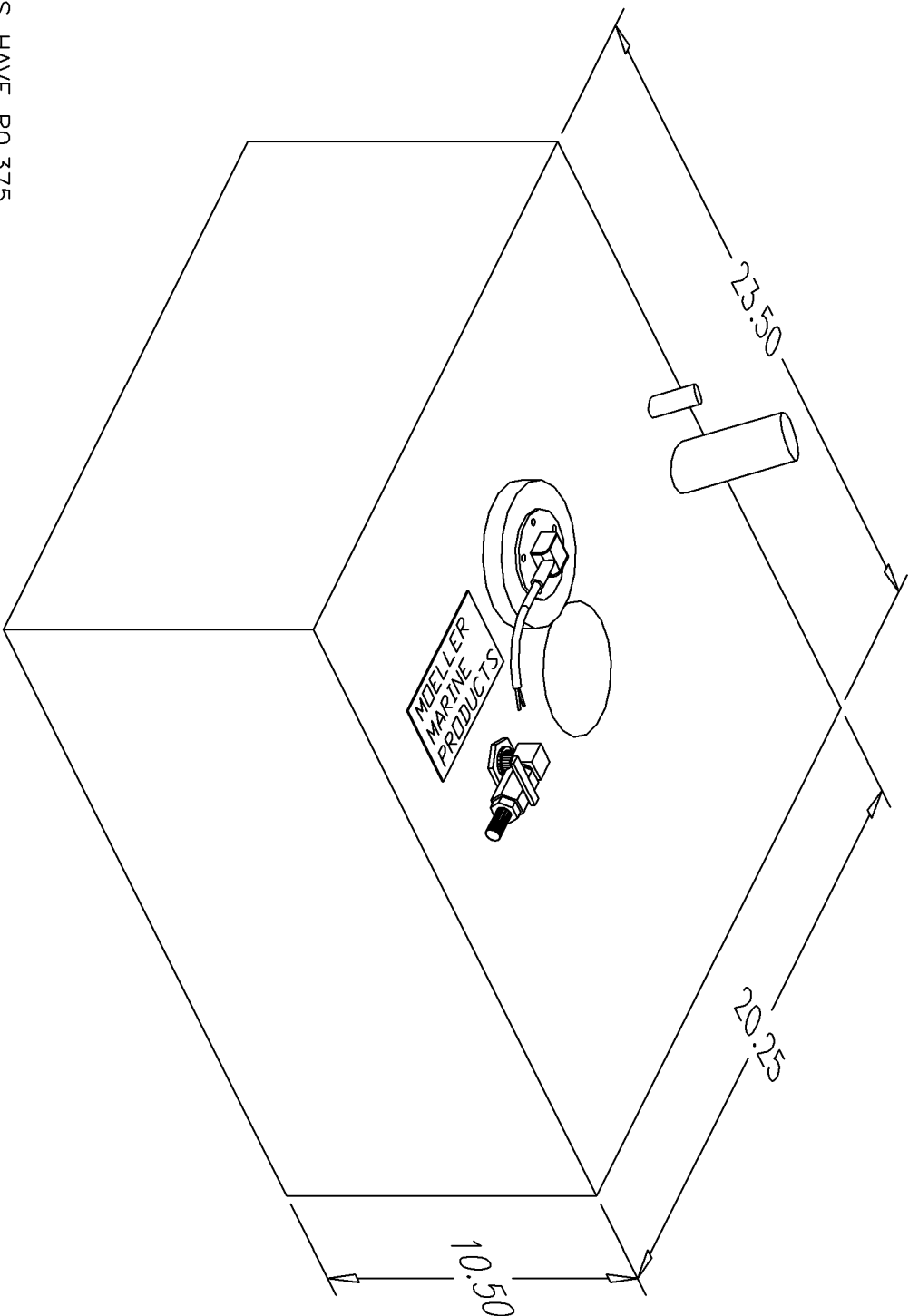
# BILL of MATERIALS

QTY.	DESCRIPTION
1	10.00" SS WEMA SENDER W/ DELPHI CONN. AND LABEL
1	3/8 NPT PICKUP W/ 5/16" SHUT-OFF VALVE
	Ø1.50" MOLDED FILL & VENT
	OVERALL HEIGHT 13.84"

NO.

REVISION

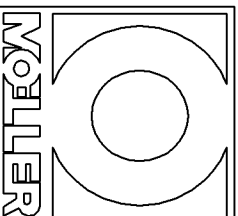

DATE



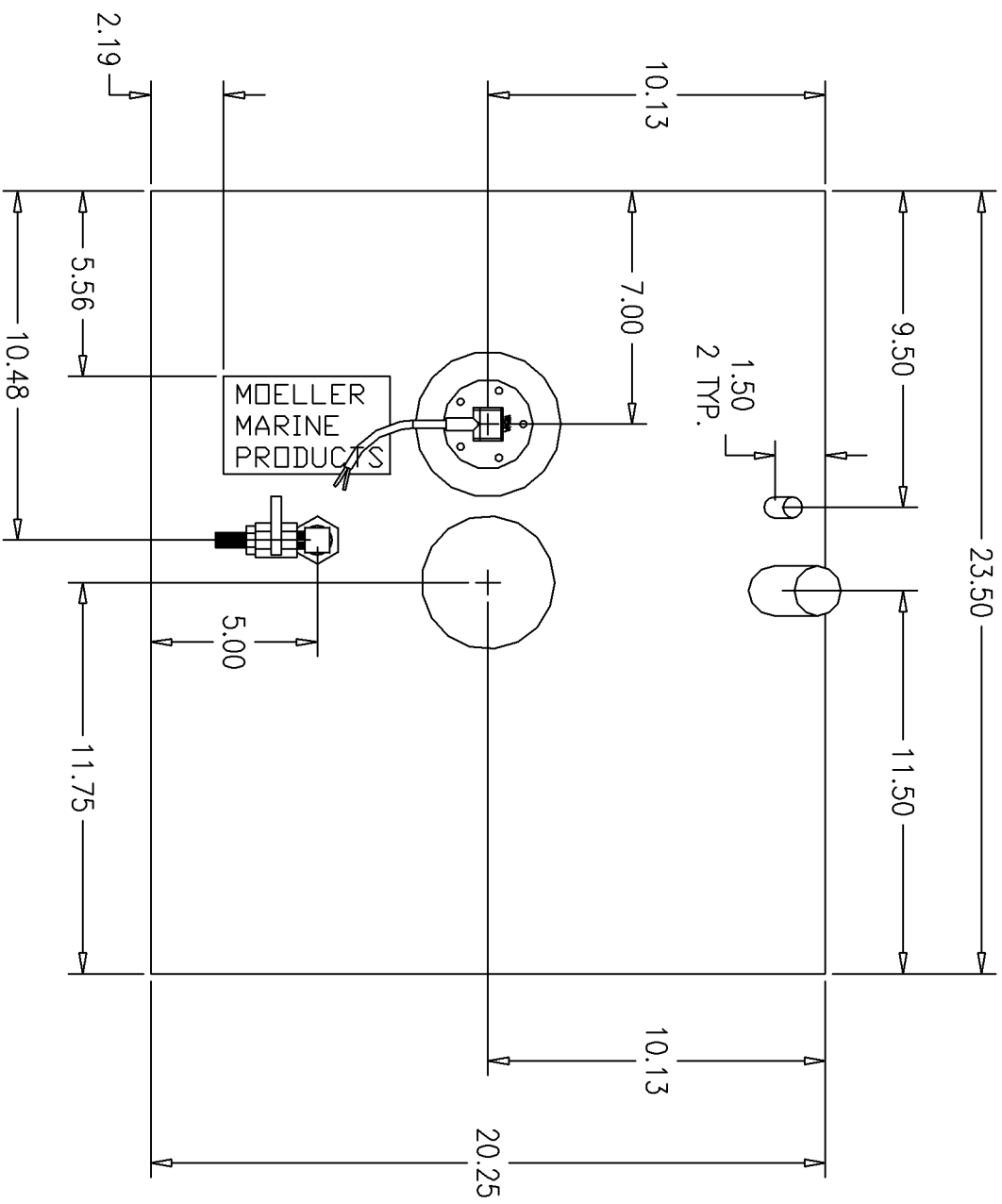
NOTE: ALL EDGES HAVE R0.375  
UNLESS OTHERWISE NOTED

PAGE 1 OF 2

THIS DRAWING AND THE ATTACHED DRAWINGS (AND THE DATA SHOWN THEREON) IS CONFIDENTIAL AND PROPRIETARY AND SHALL NOT BE USED, DISCLOSED TO OTHERS, REPRODUCED FOR ANY PURPOSE EXCEPT FOR QUOTATION TO OR ORDER BY MOELLER MARINE PRODUCTS, INC. AND/OR ITS SUBSIDIARIES WITHOUT THEIR WRITTEN CONSENT TO THE USE OF SUCH DRAWINGS AND/OR DATA.



DESCRIPTION	19 GALLON FUEL TANK		
PART #	FT1922-1	COLOR	NATURAL
MATERIAL	CROSSLINK POLYETHYLENE		
TOLERANCES	±1.5% UNLESS OTHERWISE NOTED		
WALL THK.	0.200"	DATE	4/29/05
DRAWN BY	MOELLER ENGINEERING		



NOTE: FILL AND VENT ARE ANGLED 22.50° FROM VERTICAL.  
 FILL IS 3.00" LONG ON SHORT SIDE.  
 VENT IS 1.50" LONG ON SHORT SIDE.