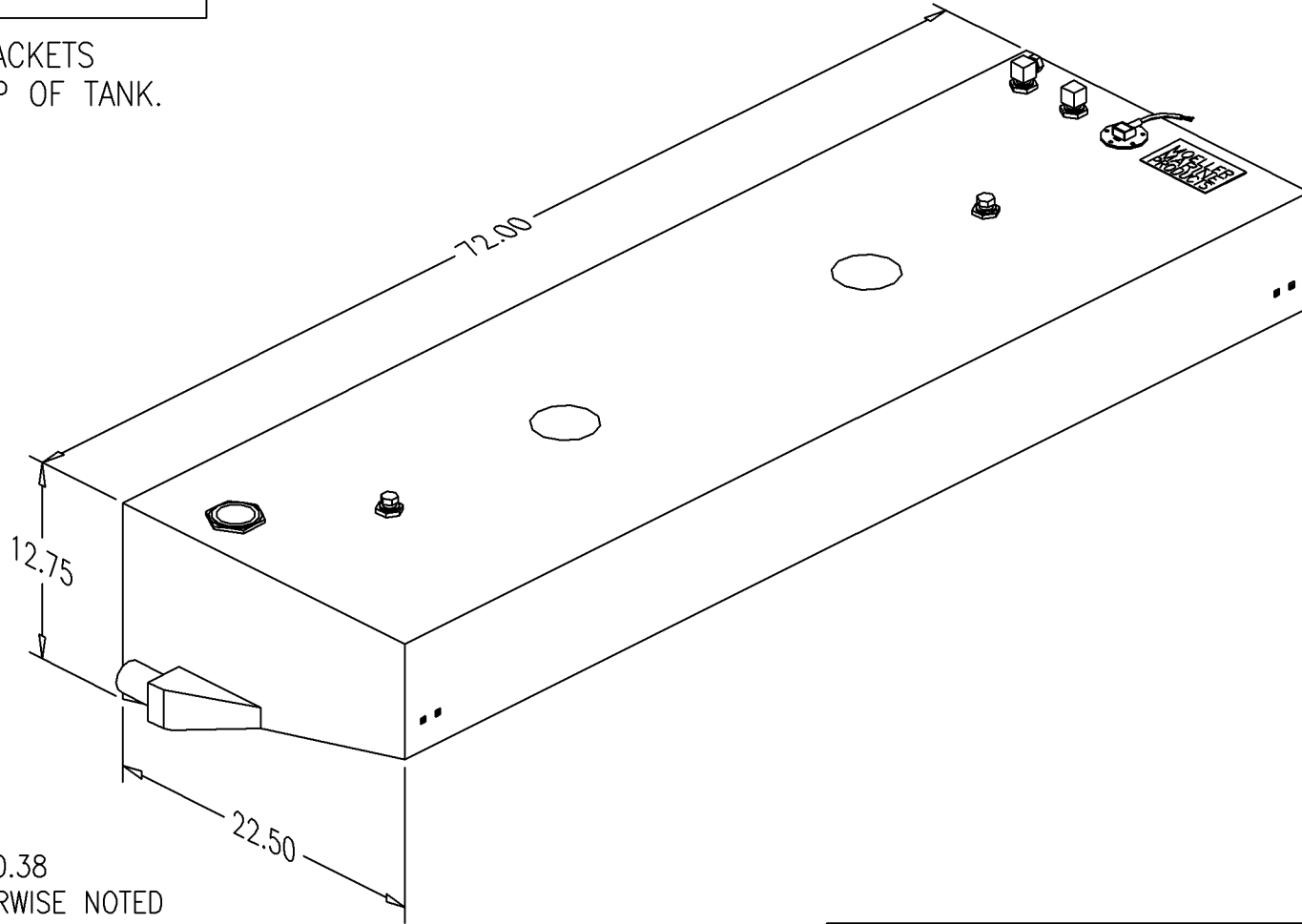


BILL of MATERIALS

Qty.	DESCRIPTION
1	9.00" SS WEMA SENDER
1	1/2 PICKUP W/ ALUM. PLUG
1	1/2 RETURN W/O BARB RED
2	1/2 NPT INSERTS W/ ALUM. PLUGS
4	LARGE L-BRACKETS W/ INSERTS (ZIP TIED)
1	Ø2.00" X 2.75" MOLDED BARBS
1	2.00 NPT ALUM. INSERT
	OVERALL HEIGHT 12.75"

NO.	REVISION	DATE
1	MOVE Ø2.00" BARB, REPLACE FILL W/ 2 NPT INSERT.	11/6/03
2	MOVE Ø2.00 MOLDED BARB, (4) 10-24 INSERTS	2/12/04
3	CHANGED COLOR TO BLUE & PART #	9/6/05

NOTE: ZIP TIE BRACKETS
TO THE TOP OF TANK.

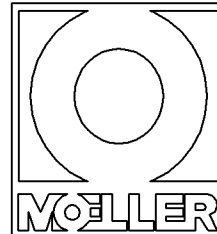


NOTE: ALL EDGES R0.38
UNLESS OTHERWISE NOTED

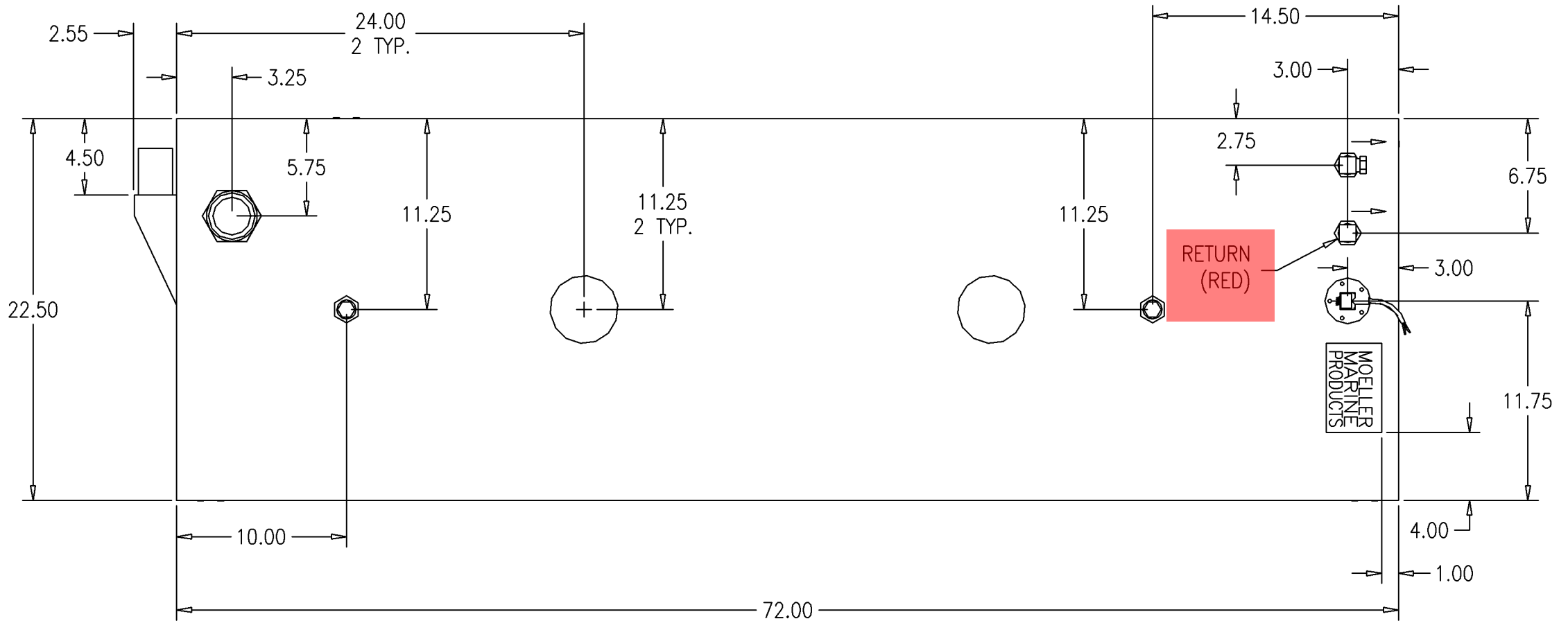


PAGE 1 OF 6

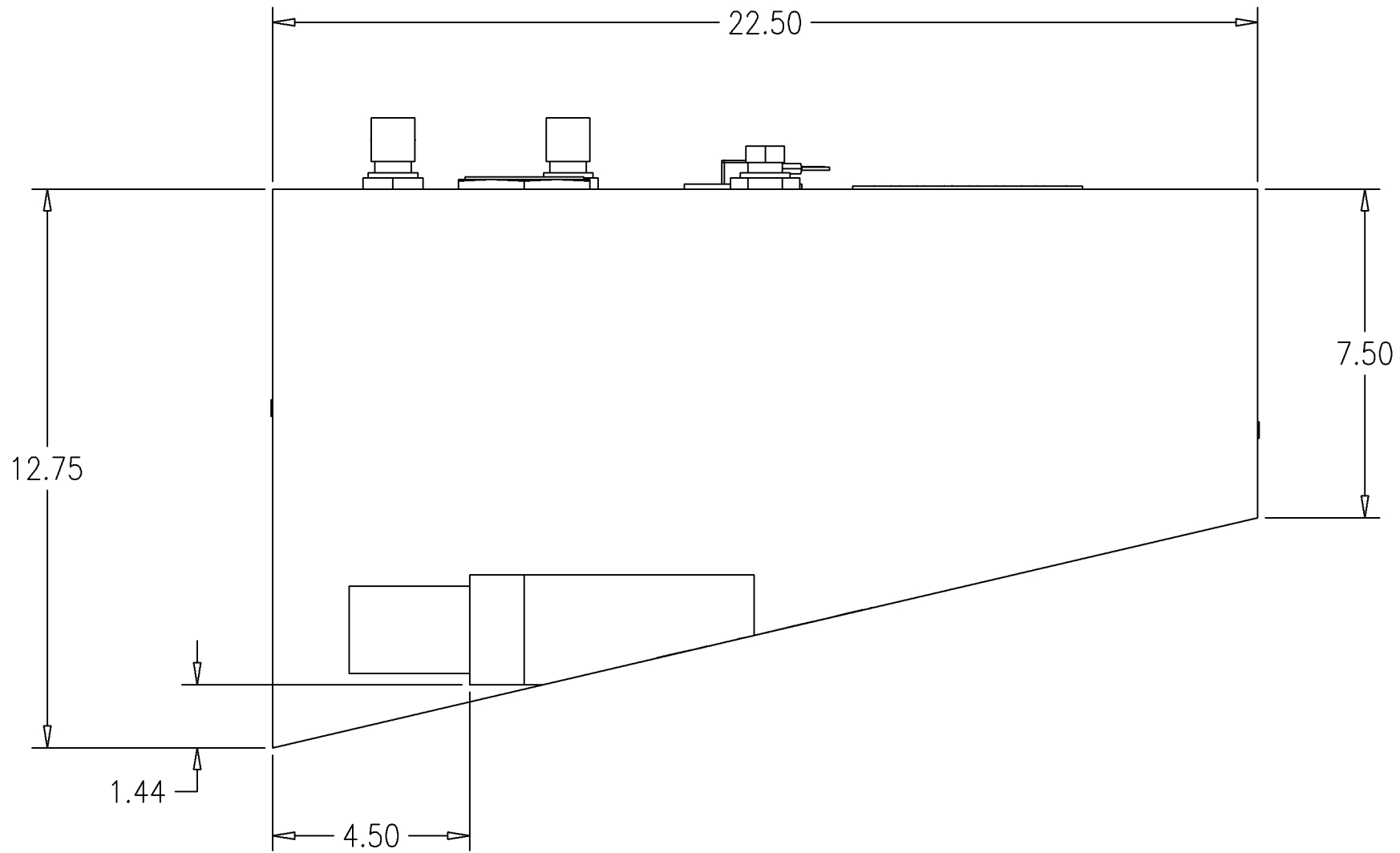
THIS DRAWING AND THE ATTACHED DRAWINGS (AND THE DATA SHOWN THEREON) IS CONFIDENTIAL AND PROPRIETARY AND SHALL NOT BE USED, DISCLOSED TO OTHERS, REPRODUCED FOR ANY PURPOSE EXCEPT FOR QUOTATION TO OR ORDER BY MOELLER MARINE PRODUCTS, INC. AND/OR IT'S SUBSIDIARIES WITHOUT THEIR WRITTEN CONSENT TO THE USE OF SUCH DRAWINGS AND/OR DATA.



DESCRIPTION	64 GALLON DIESEL FUEL TANK - PORT		
PART #	FT6409S	COLOR	BLUE
MATERIAL	CROSSLINK POLYETHYLENE		
TOLERANCES	±1.5% UNLESS OTHERWISE NOTED		
WALL THK.	0.235" NOMINAL	DATE	9/6/05
DRAWN BY	MOELLER ENGINEERING		



NOTE: DOGHOUSES ARE 6.50 LONG, 2.50 WIDE, 2.50 TALL, AND HAVE 1.25 TOP FLATS.
 CONES ARE $\phi 4.00$ AT TOP AND $\phi 5.00$ AT BOTTOM.



LEFT VIEW
9/6/05

PAGE 3
FT6409S-R3

