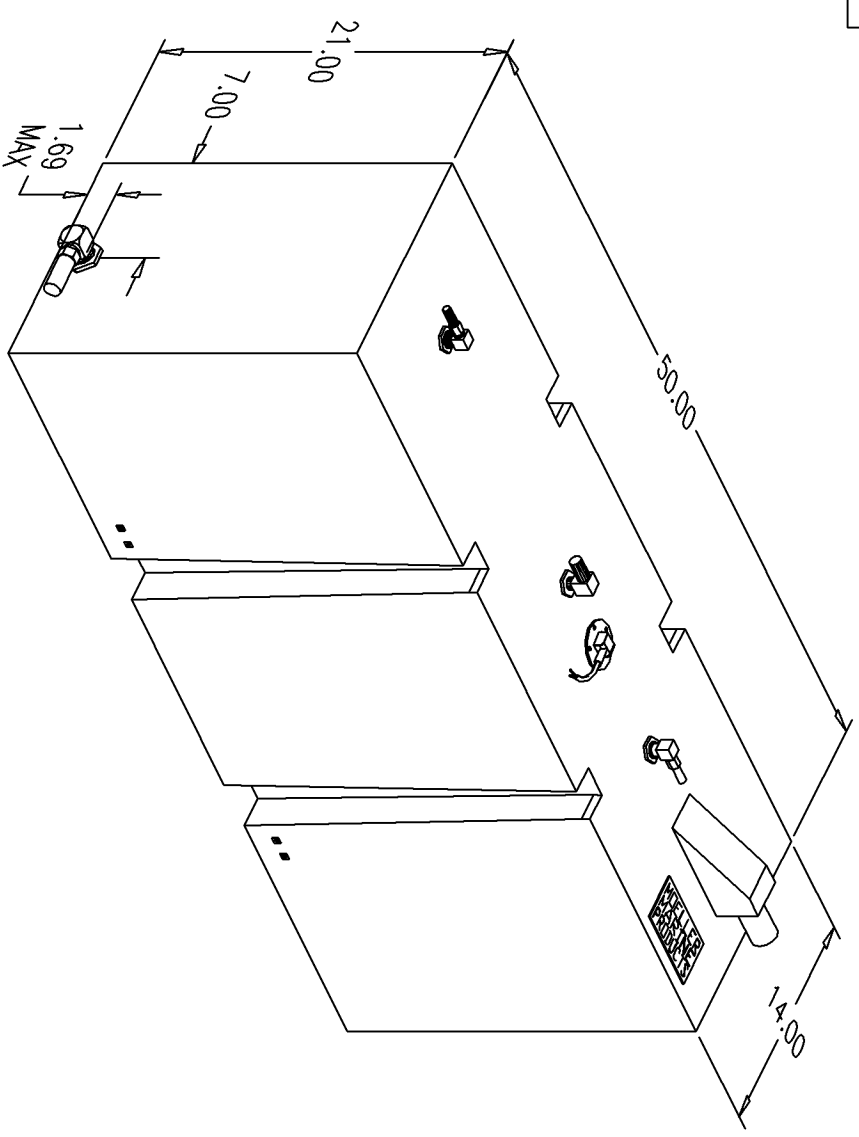


BILL of MATERIALS

Qty.	DESCRIPTION
1	20.00" SS WEMA SENDER
1	PICKUP w/ 3/8 BARB (TUBE 20.28")
1	RETURN w/ 3/8 BARB (TUBE 10.00")
1	3/4 NPT ELBOW w/ 3/4" BARB
1	VENT w/ 5/8 BARB
4	LARGE L-BRACKETS w/ INSERTS (ZIP TIED)
	MOLDED FILL
	OVERALL HEIGHT 23.50"

NO.	REVISION	DATE
1	REPLACE ROCHESTER w/ 20" SS WEMA SENDER.	5/19/05

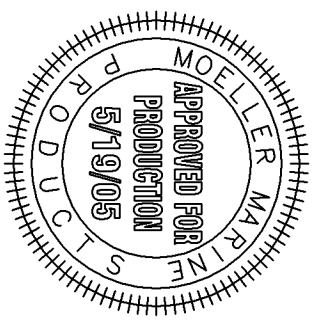
NOTE: ATTACH BRACKETS TO TOP OF TANK.



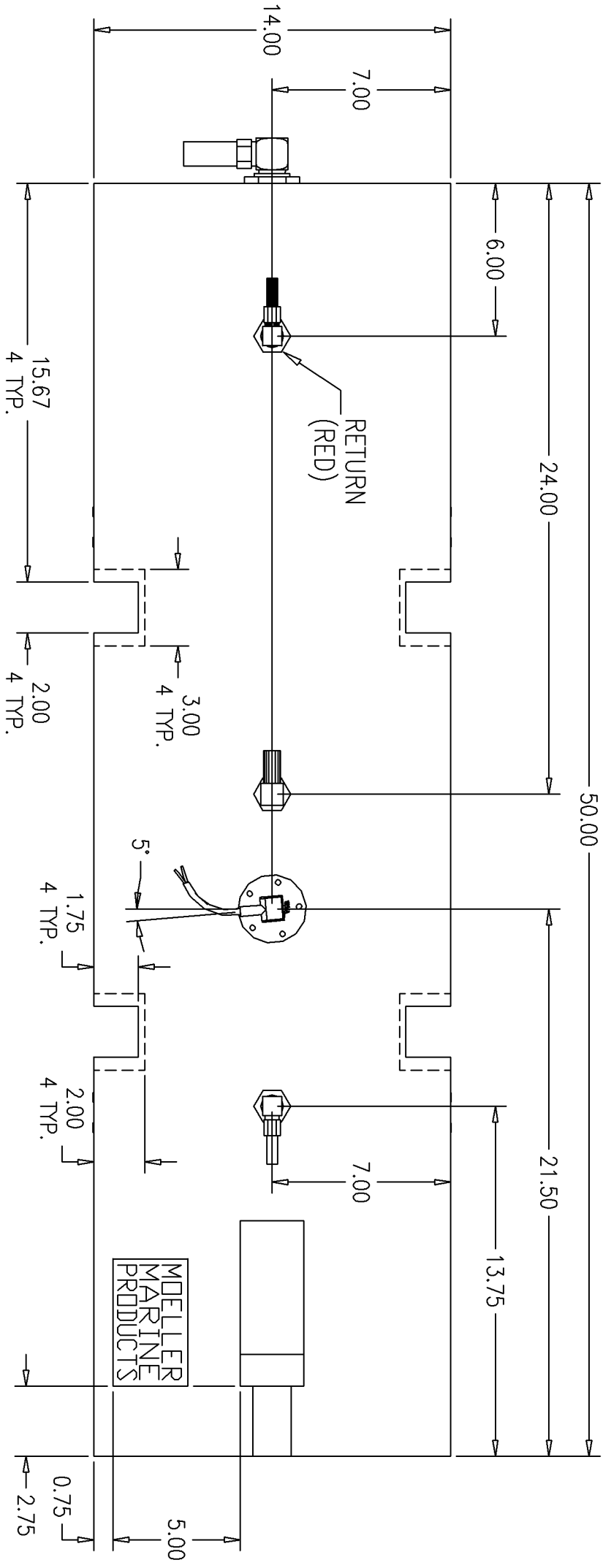
NOTE: ALL EDGES R0.38
UNLESS OTHERWISE NOTED

PAGE 1 OF 3

THIS DRAWING AND THE ATTACHED DRAWINGS (AND THE DATA SHOWN THEREON) IS CONFIDENTIAL AND PROPRIETARY AND SHALL NOT BE USED, DISCLOSED TO OTHERS, REPRODUCED FOR ANY PURPOSE EXCEPT FOR QUOTATION TO OR ORDER, BY MOELLER MARINE PRODUCTS, INC. AND/OR ITS SUBSIDIARIES WITHOUT THEIR WRITTEN CONSENT TO THE USE OF SUCH DRAWINGS AND/OR DATA.



		DESCRIPTION	59 GALLON DIESEL FUEL TANK - PORT
		PART #	FT5907-1
MATERIAL	CROSSLINK POLYETHYLENE	COLOR	NATURAL
TOLERANCES	±1.5% UNLESS OTHERWISE NOTED	DATE	5/19/05
WALL THK.	0.235" NOMINAL	DATE	5/19/05
DRAWN BY	MOELLER ENGINEERING		



NOTE: DOGHOUSE IS 6.50 LONG, 2.50 WIDE, 2.50 TALL AND HAS A 1.25 FLAT ON TOP.

