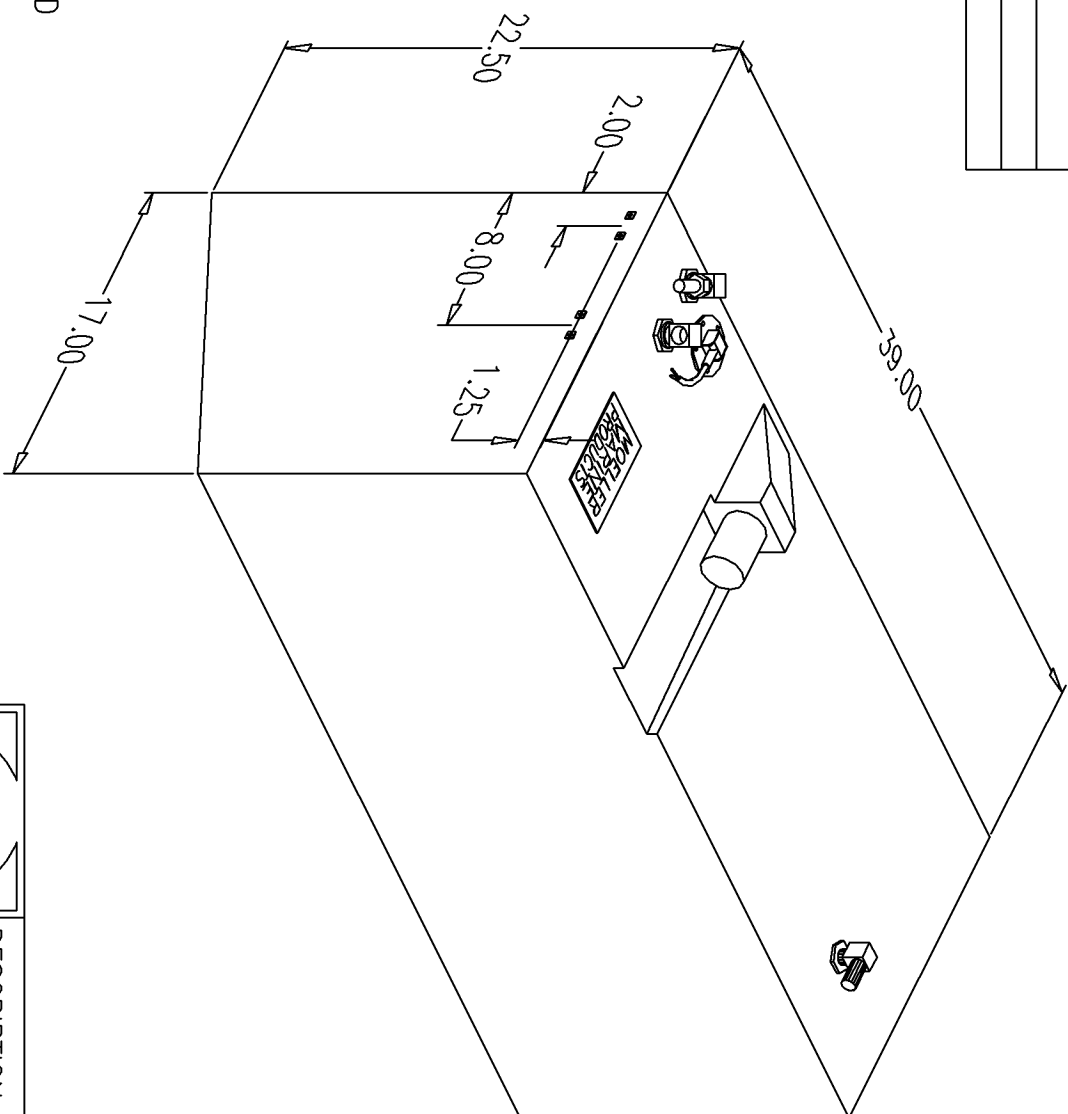


# BILL of MATERIALS

Qty.	DESCRIPTION
1	20.00" SS WEMA SENDER
1	1/2 NPT PICKUP W/ 1/2" BARB (TUBE 20.60")
1	1/2 NPT RETURN W/ OUT BARB (TUBE 20.00")
1	VENT W/ 5/8" BARB
1	1-1/2 NPT INSERT
4	LARGE L-BRACKETS W/ INSERTS
	Ø2.00" X 2.75" MOULDED FILL
	OVERALL HEIGHT 23.50"

NOTE: ATTACH BRACKETS TO TOP OF TANK

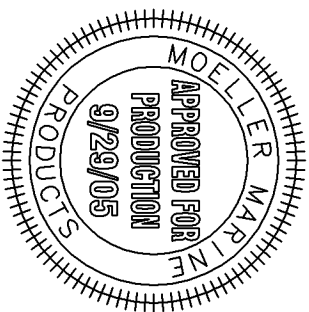


NOTE: ALL EDGES R0.38  
UNLESS OTHERWISE NOTED

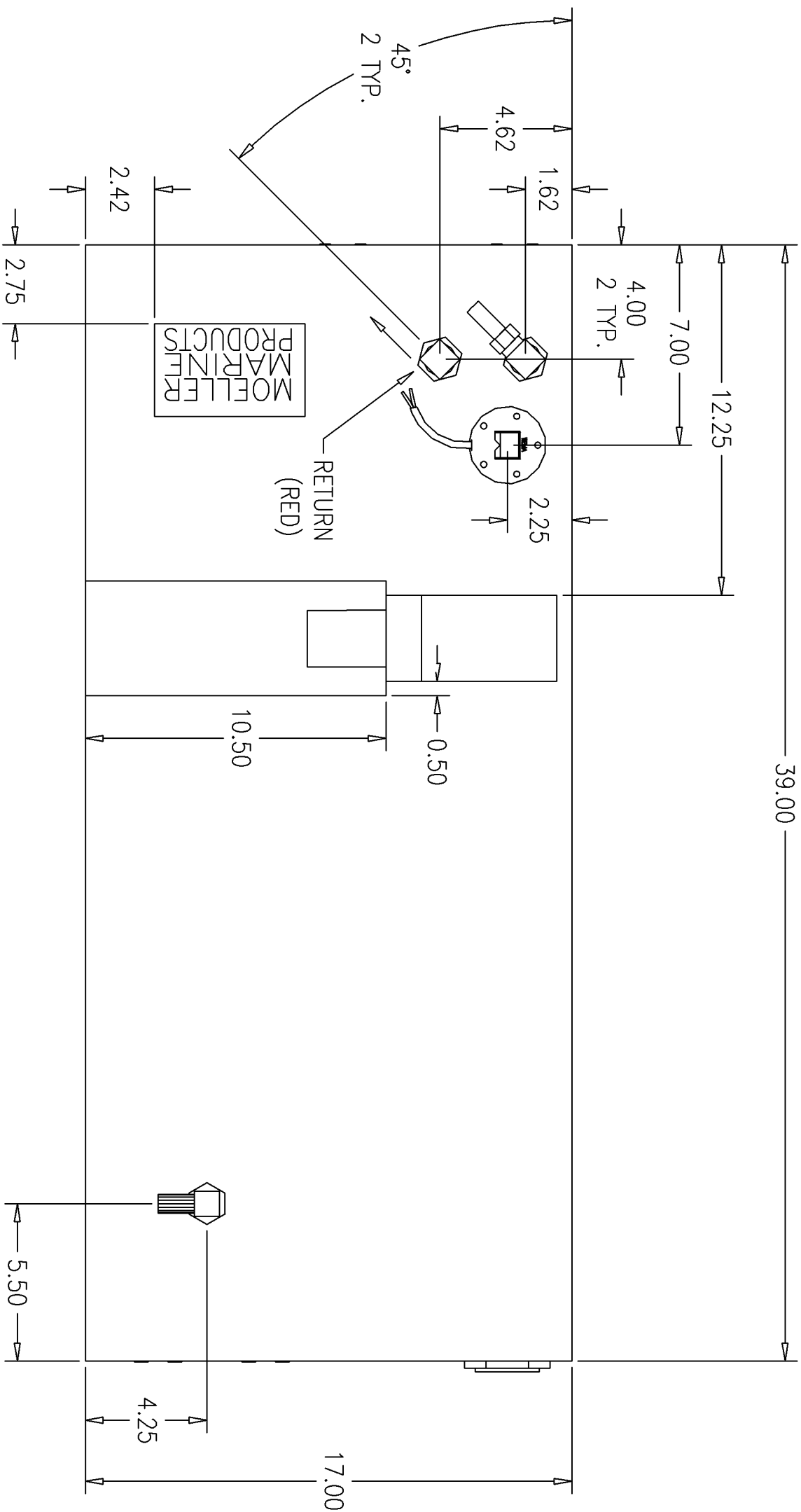
PAGE 1 OF 3

THIS DRAWING AND THE ATTACHED DRAWINGS (AND THE DATA SHOWN THEREON) IS CONFIDENTIAL AND PROPRIETARY AND SHALL NOT BE USED, DISCLOSED TO OTHERS, REPRODUCED FOR ANY PURPOSE EXCEPT FOR QUOTATION TO OR ORDER BY MOELLER MARINE PRODUCTS, INC. AND/OR ITS SUBSIDIARIES WITHOUT THEIR WRITTEN CONSENT TO THE USE OF SUCH DRAWINGS AND/OR DATA.

NO.	REVISION	DATE
1	ADD (2) 10-24 ALUM. INSERTS & (1) LARGE L-BRACKET.	6/3/05
2	CHANGE Ø1.50 FILL TO Ø2.00, RAISE DOGHOUSE 0.25.	9/2/05



		DESCRIPTION	52 GALLON DIESEL FUEL TANK STBD
		PART #	FT5219S COLOR BLUE
MATERIAL		CROSSLINK POLYETHYLENE	
TOLERANCES		±1.5% UNLESS OTHERWISE NOTED	
WALL THK.		0.235" NOMINAL	DATE 9/21/05
DRAWN BY		MOELLER ENGINEERING	



NOTE: DOGHOUSE IS 5.98 LONG, 3.00 WIDE, 2.25 TALL, & HAS A 1.25 TOP FLAT.  
 RECESS IN FRONT OF DOGHOUSE IS 4.00 WIDE AND 0.75 TO 0.50 DEEP.

