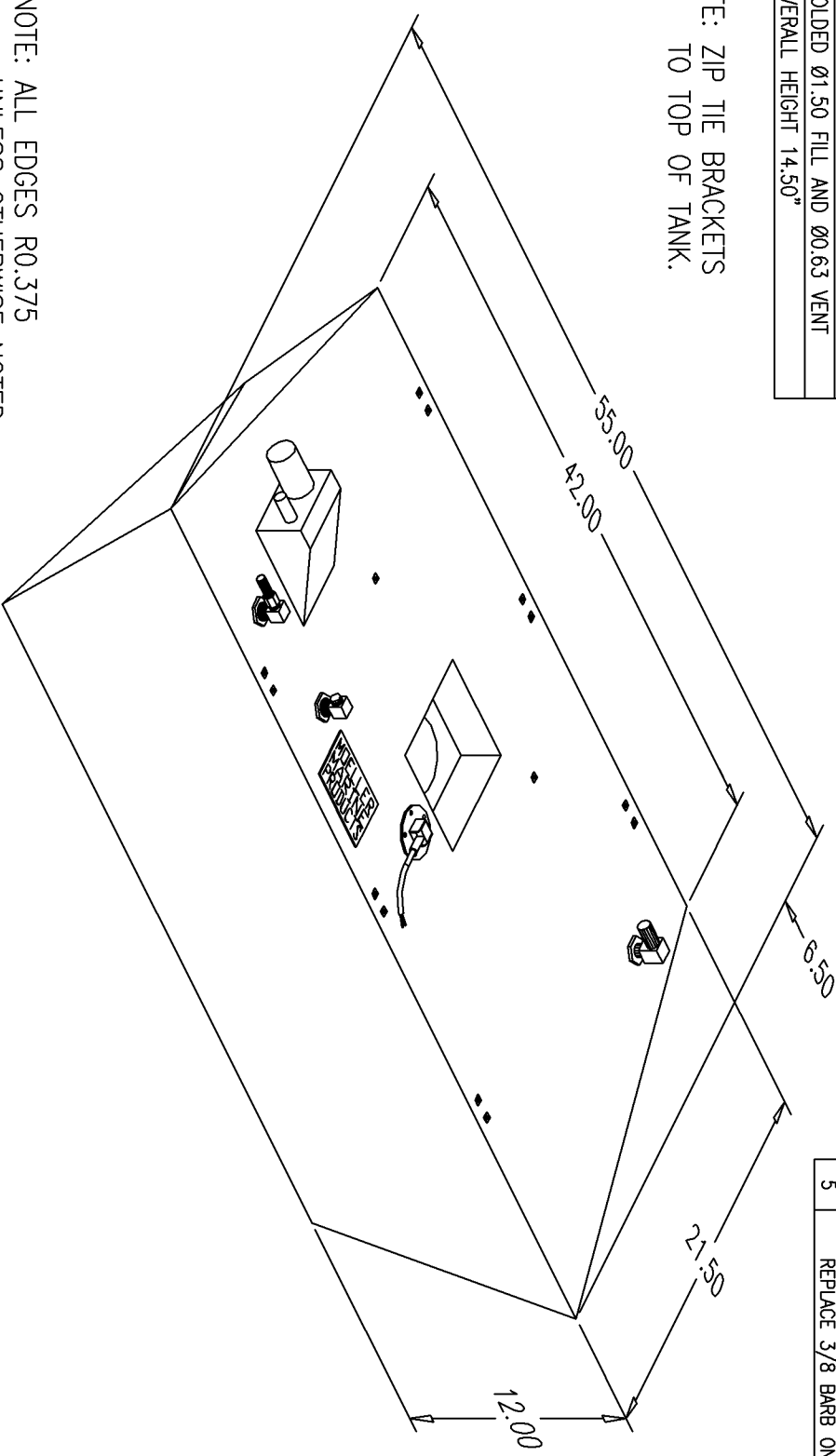


BILL of MATERIALS

Qty.	DESCRIPTION
1	10.50" SS WEMA SENDER
1	3/8 NPT PICKUP W/ 3/8" ASV CAL TO 30
1	3/8 NPT KICKER W/ 1/4 NPT PLUG
1	3/8 NPT VENT W/ 5/8" BARB
6	SMALL L-BRACKETS W/ INSERTS (ZIP TIED)
	MOLDED Ø1.50 FILL AND Ø0.63 VENT
	OVERALL HEIGHT 14.50"


NOTE: ZIP TIE BRACKETS TO TOP OF TANK.



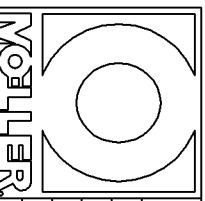
NOTE: ALL EDGES R0.375 UNLESS OTHERWISE NOTED

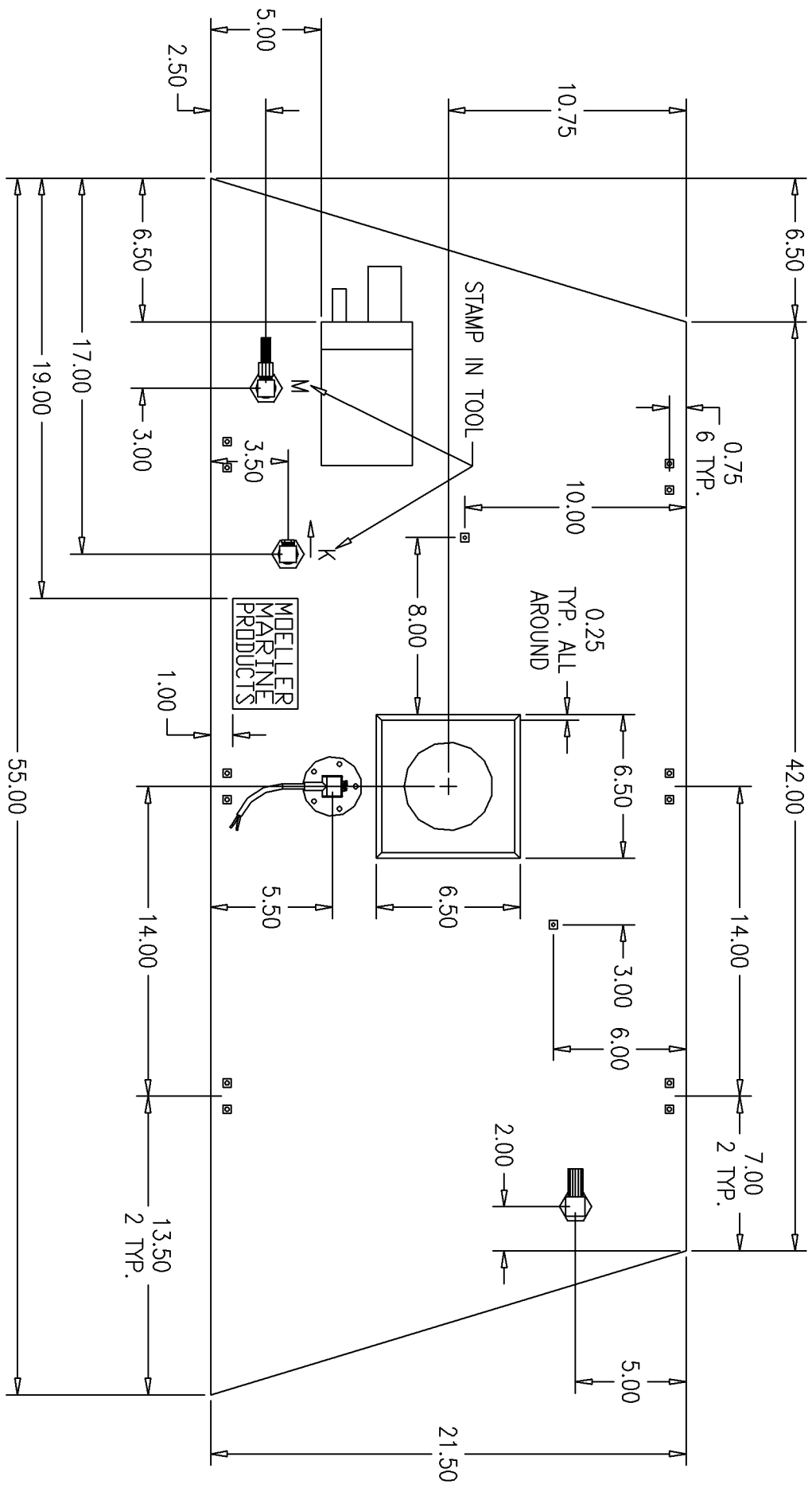
THIS DRAWING AND THE ATTACHED DRAWINGS (AND THE DATA SHOWN THEREON) IS CONFIDENTIAL AND PROPRIETARY AND SHALL NOT BE USED, DISCLOSED TO OTHERS, REPRODUCED FOR ANY PURPOSE EXCEPT FOR QUOTATION TO OR ORDER BY MOELLER MARINE PRODUCTS, INC. AND/OR ITS SUBSIDIARIES WITHOUT THEIR WRITTEN CONSENT TO THE USE OF SUCH DRAWINGS AND/OR DATA.

NO.	REVISION	DATE
1	REPLACE PICKUP W/ 3/8" BARB W/ A PICKUP W/ 3/8" ANTI-SIPHON VALVE	9/13/99
2	ADD CONE, MOVE SENDER, & ADD (2) SMALL L-BRACKETS W/ INSERTS.	
3	REPLACE ROCHESTER W/ 10.50" WEMA SENDER. REPLACE WEMA WITH SS WEMA	12/7/01
4	ADD KICKER & ALUMINIUM VENT.	9/6/02
5	REPLACE 3/8 BARB ON KICKER W/ PLUG.	10/26/05



DESCRIPTION	39 GALLON FUEL TANK		
PART #	FT3915	COLOR	NATURAL
MATERIAL	CROSSLINK POLYETHYLENE		
TOLERANCES	±1.5% UNLESS OTHERWISE NOTED		
WALL THK.	0.220"	DATE	12/5/05
DRAWN BY	MOELLER ENGINEERING		





NOTE: DOGHOUSE IS 6.50 LONG, 4.125 WIDE, 2.50 TALL, & HAS A 1.25 TOP FLAT.
 CONE IS Ø4.00 AT TOP & Ø5.00 AT BOTTOM. RECESS AROUND CONE IS
 6.50 LONG, 6.50 WIDE, & 2.00 DEEP.

