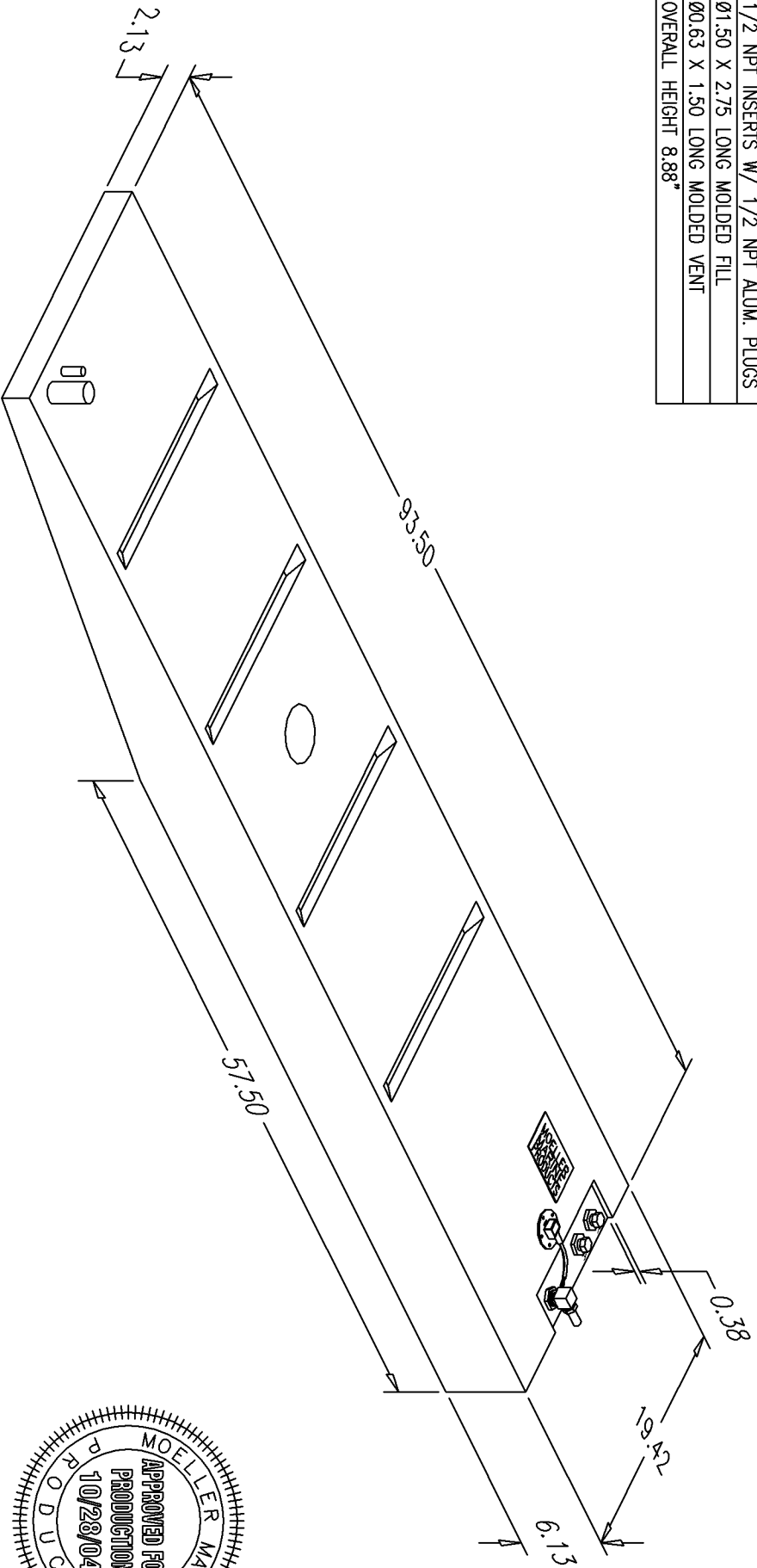


BILL of MATERIALS

Qty.	DESCRIPTION
1	5.00 SS WEMA SENDER
1	1/2 PICKUP W/ 3/8 BARB
2	1/2 NPT INSERTS W/ 1/2 NPT ALUM. PLUGS
	Ø1.50 X 2.75 LONG MOLDED FILL
	Ø0.63 X 1.50 LONG MOLDED VENT
	OVERALL HEIGHT 8.88"

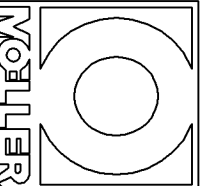
NO.	REVISION	DATE




NOTE: ALL EDGES R0.38
UNLESS OTHERWISE NOTED

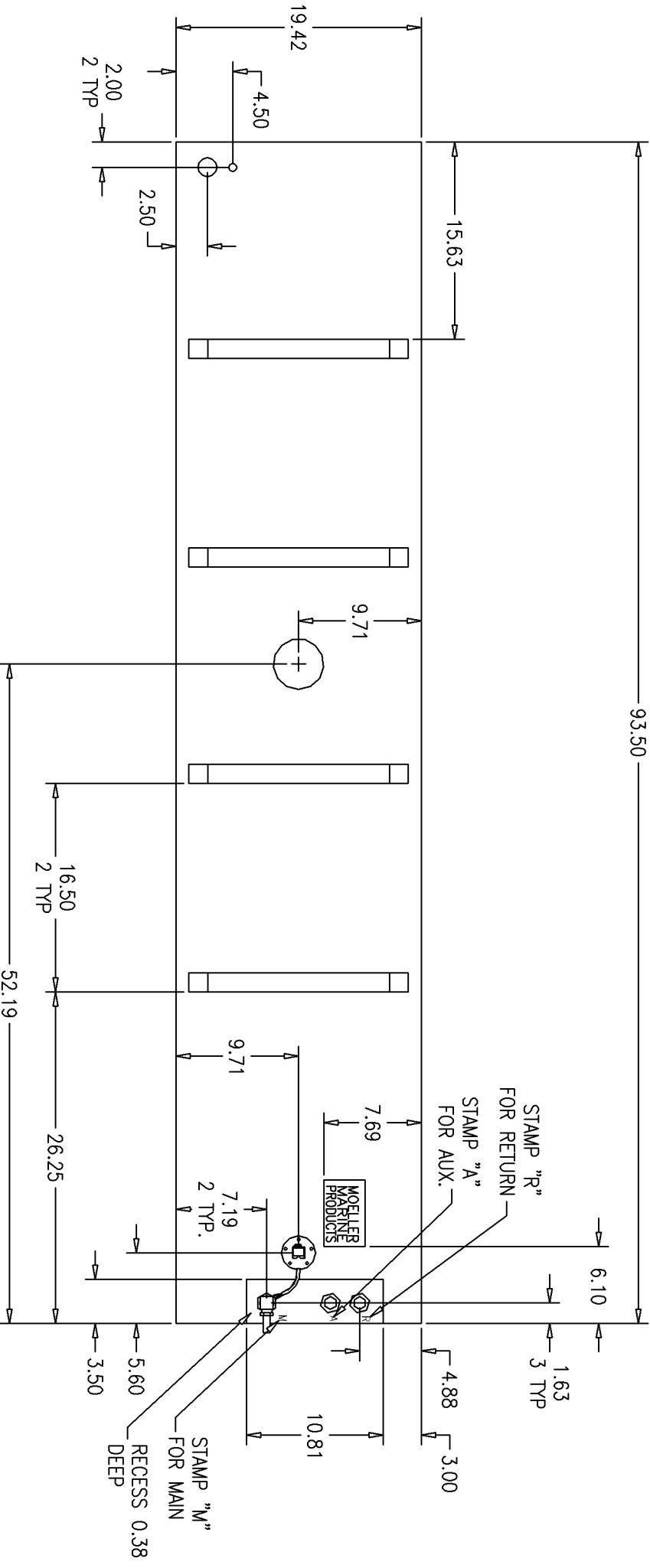
PAGE 1 OF 4

THIS DRAWING AND THE ATTACHED DRAWINGS (AND THE DATA SHOWN THEREON) IS CONFIDENTIAL AND PROPRIETARY AND SHALL NOT BE USED, DISCLOSED TO OTHERS, REPRODUCED FOR ANY PURPOSE EXCEPT FOR QUOTATION TO OR ORDER BY MOELLER MARINE PRODUCTS, INC. AND/OR ITS SUBSIDIARIES WITHOUT THEIR WRITTEN CONSENT TO THE USE OF SUCH DRAWINGS AND/OR DATA.



DESCRIPTION	36 GALLON FUEL TANK		
PART #	FT3627	COLOR	NATURAL
MATERIAL	CROSSLINK POLYETHYLENE		
TOLERANCES	±1.5% UNLESS OTHERWISE NOTED		
WALL THK.	0.220" NOMINAL	DATE	10/28/04
DRAWN BY	MOELLER ENGINEERING		





NOTE: FILL IS Ø1.50 X 2.75 TALL, VENT IS Ø0.63 X 1.50 TALL.
 RIBS ARE 1.50 WIDE, .88 DEEP, 1.00 FROM EDGE, BEVELED 60° AT ENDS.
 CONE IS Ø4.00 AT TOP AND Ø5.00 AT BOTTOM.

