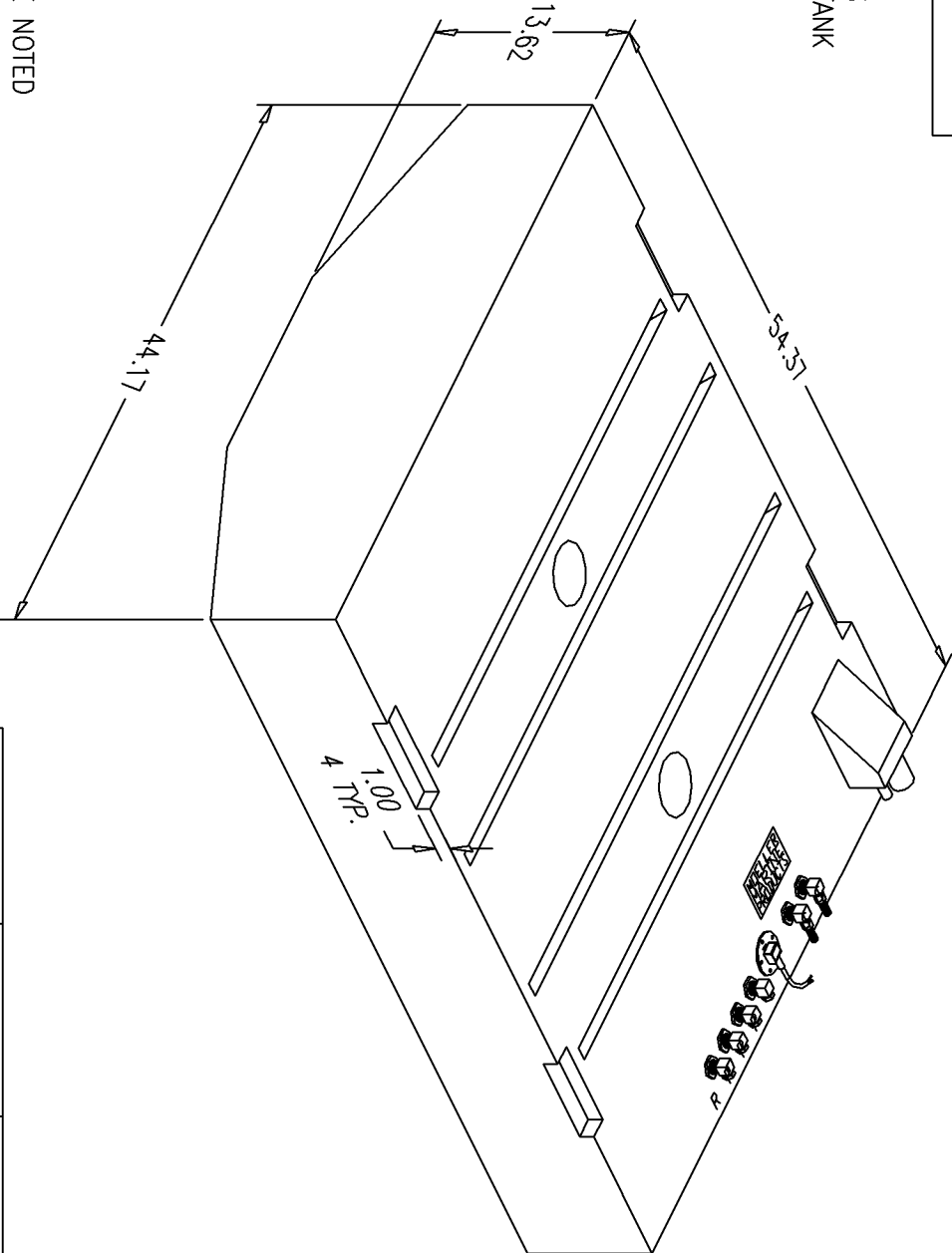


BILL of MATERIALS

Qty.	DESCRIPTION
1	12.5" SS WEMA SENDER
2	3/8" PICKUPS W/ 3/8 ASV CAL TO 13
4	3/8" RETURNS W/ 3/8" NPT PLUGS
4	6.00" PLASTIC BRACKETS (ZIP TIE)
	MOLDED FILL AND VENT
	OVERALL HEIGHT 16.12"

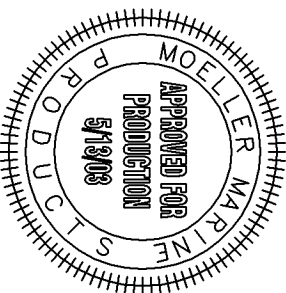
NOTE: ZIP TIE BRACKETS
TO THE TOP OF TANK



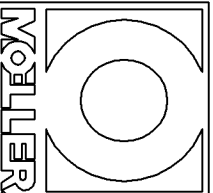
NOTE: ALL EDGES R0.38
UNLESS OTHERWISE NOTED

PAGE 1 OF 3

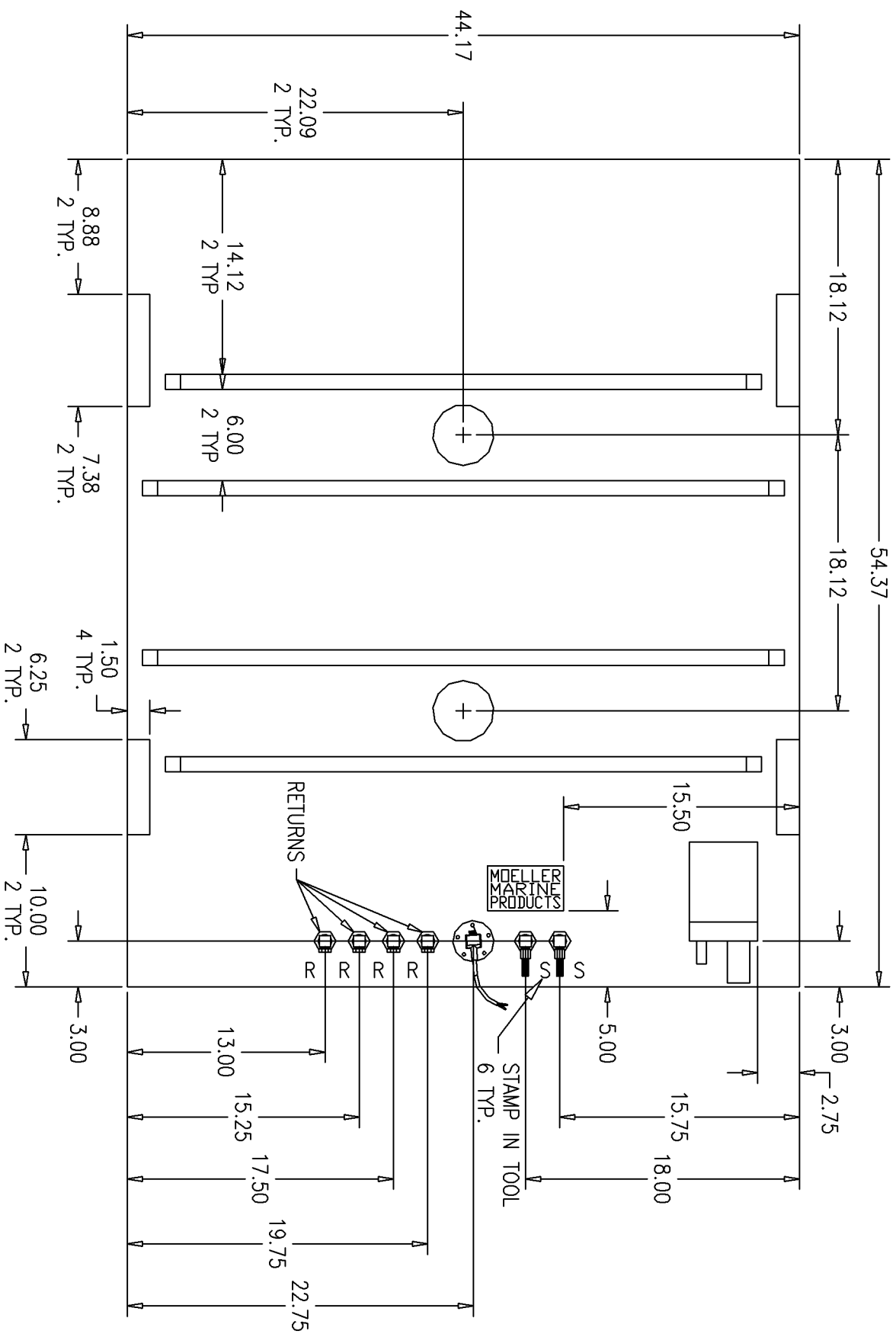
NO.	REVISION	DATE
1	STAMP "R" & "S" IN TOOL NEAR PICKUPS & RETURNS.	12/19/01
2	CHANGE SIDE HEIGHT TO 8.75" & REPLACE 1/2"	
3	FITTINGS WITH 3/8" FITTINGS, CHANGE PART # FROM FT11601 REPLACE ROCHESTER WITH 12.5" SS WEMA	3/11/02 9/24/02
4	CHANGE ASV	5/13/03



THIS DRAWING AND THE ATTACHED DRAWINGS (AND THE DATA SHOWN THEREON) IS CONFIDENTIAL AND PROPRIETARY AND SHALL NOT BE USED, DISCLOSED TO OTHERS, REPRODUCED FOR ANY PURPOSE EXCEPT FOR QUOTATION TO OR ORDER BY MOELLER MARINE PRODUCTS, INC. AND/OR ITS SUBSIDIARIES WITHOUT THEIR WRITTEN CONSENT TO THE USE OF SUCH DRAWINGS AND/OR DATA.



DESCRIPTION	112 GALLON FUEL TANK	
PART #	FT11201	COLOR NATURAL
MATERIAL	CROSSLINK POLYETHYLENE	
TOLERANCES	±1.5% UNLESS OTHERWISE NOTED	
WALL THK.	0.265 NOMINAL	DATE 5/13/03
DRAWN BY	MOELLER ENGINEERING	



NOTE: DOGHOUSE IS 6.50 LONG, 4.50 WIDE, 2.50 TALL, AND HAS A 1.25 TOP FLAT.
RIBS ARE 1.00 WIDE 1.00 DEEP, 1.00 FROM EDGE, AND BEVELED 45° AT ENDS.

