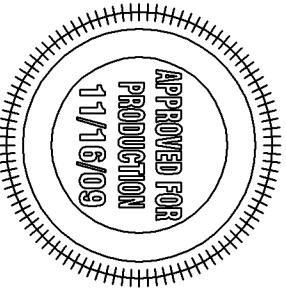
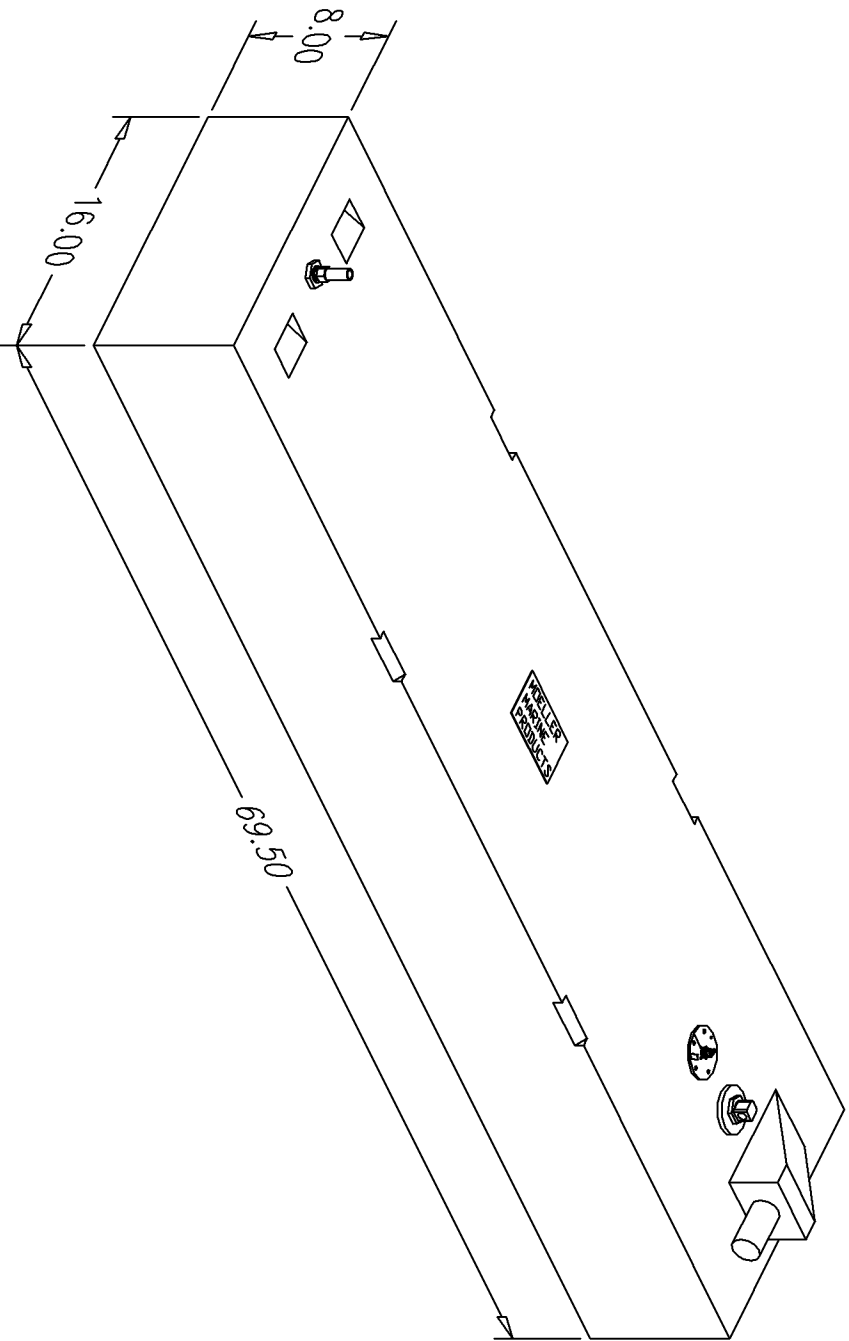


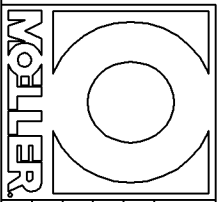
NO.	REVISION	DATE
1	SWITCH TO PRIME SENDER, COLOR TO GRAY	1/20/05
2	REPLACED MOLDED FILL & VENT W/ INSERTS, INCREASED DOGHOUSE, REPLACED PICKUP W/ PL3 SERIES PICKUP	4/29/05
3	CHANGE COLOR TO NATURAL	5/26/05
4	ADD Ø2.50" BOSS	9/22/05
5	MAKE DOGHOUSE 1" WIDER	12/13/07
6	REPLACE ALUMINUM FILL WITH MOLDED FILL.	6/30/09
7	REPLACE 395121 W/ 395004	11/16/09



NOTE: ALL EDGES HAVE R0.375
UNLESS OTHERWISE NOTED

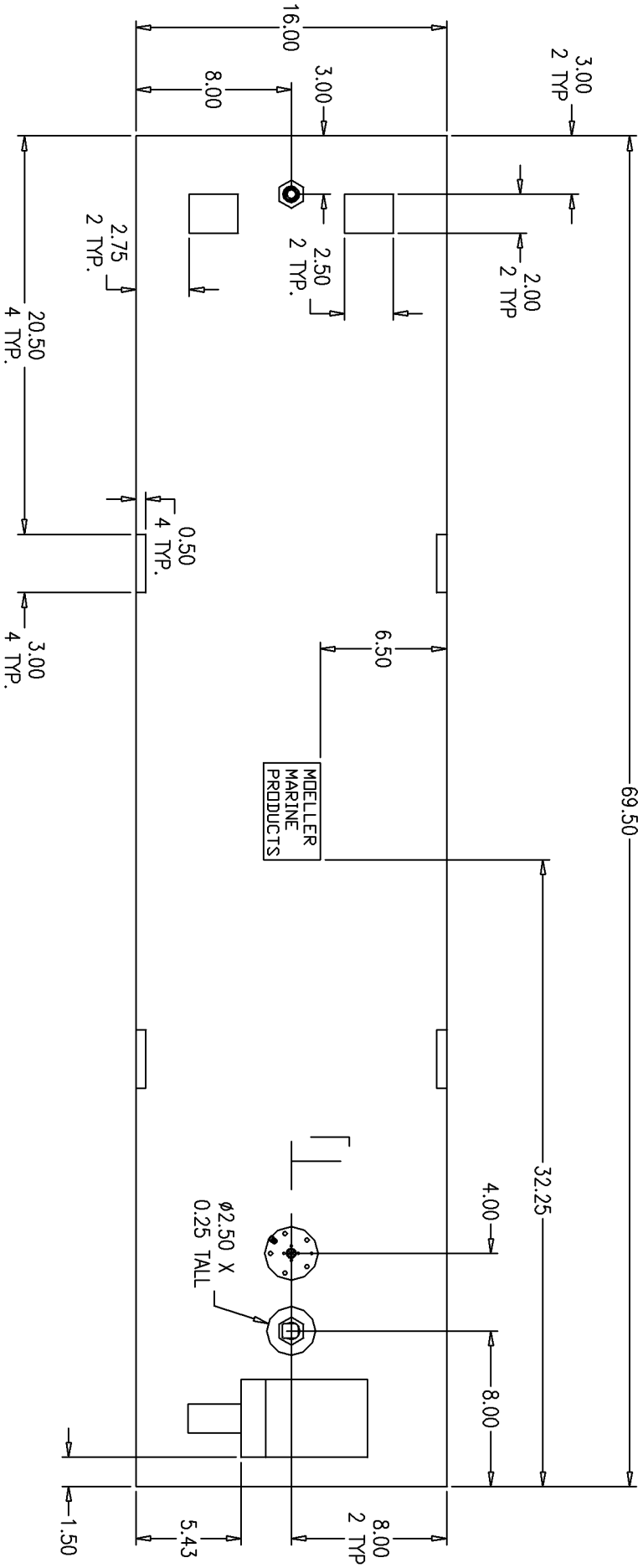
PAGE 1 OF 2

THIS DRAWING AND THE ATTACHED DRAWINGS (AND THE DATA SHOWN THEREON) IS CONFIDENTIAL AND PROPRIETARY AND SHALL NOT BE USED, DISCLOSED TO OTHERS, REPRODUCED FOR ANY PURPOSE EXCEPT FOR QUOTATION TO OR ORDER BY MOELLER MARINE PRODUCTS, INC. AND/OR ITS SUBSIDIARIES WITHOUT THEIR WRITTEN CONSENT TO THE USE OF SUCH DRAWINGS AND/OR DATA.



DESCRIPTION	35 GALLON FUEL TANK W/ BOX
PART #	032535
MATERIAL	CROSSLINK POLYETHYLENE
TOLERANCES	±1.5% UNLESS OTHERWISE NOTED
WALL THK.	0.200"
DRAWN BY	MOELLER ENGINEERING
COLOR	NATURAL
DATE	11/16/09

NOTE: STRAP LOCATIONS ARE BEVELED 45°
 SIDE DETAIL OF INDENTATION



DOGHOUSE IS 6.50 LONG, 4.00 WIDE, 3.00 TALL, & HAS A 1.25 TOP FLAT.